

THE GREATEST CHRISTMAS GIFT







THEMED PROGRAMME



AIM

What's the 'greatest' ever Christmas gift? Is it an Xbox, a brand new toy or the latest football kit? Maybe a two-week trip to Disney World? How about a baby born in a stable over 2,000 years ago? Let's find out!

ACTIVITIES

-  Capture the Greatest Christmas Gift
-  Inside the Greatest Christmas Gift
-  Pass the Greatest Christmas Parcel
-  The Greatest Christmas Gift Maze
-  The Greatest Christmas Gift
-  The Greatest Christmas Gift Tags

THE GREATEST CHRISTMAS GIFT

» INTRODUCTION

For some people the meaning of Christmas can sometimes get a little bit lost with all the 'extras' that happen around the celebrations.

Get back to the basics by exploring that very first Christmas and the greatest ever Christmas gift that has been given or received.

“For God loved the world so much that he gave his only Son, so that whoever believes in him may not be lost, but have eternal life.” John 3:16

? DID YOU KNOW?

- 1 in 3 children in the UK don't know that Christmas celebrates the birth of Jesus.
- Gifts of gold, frankincense and myrrh were given to Jesus after his birth by some wise men.
- In the UK we spend between £20-25 billion a year on Christmas presents. That's a lot of money!
- The average UK child will receive 16 Christmas presents at Christmas.



GET ACTIVE: PLAYING GAMES CAPTURE THE GREATEST CHRISTMAS GIFT

Which team can be the first to 'capture' the greatest ever Christmas gift and what will be inside it?

- 1 Split into two or more teams. Each team will need a hula hoop (or similar) which has a length of string attached to it.
- 2 Before the activity a leader will need to place a bag of sharing sweets (i.e. Multi bag of Haribo, box of lollies etc) into a box, along with our 'Jesus is the Greatest Christmas gift' sign. Wrap the box to look like a really good and worthwhile present (i.e. add a bow, tie ribbons around it etc).
- 3 Place the present in the middle of the room. The teams should sit around the present, positioned a few metres away. Explain that the present is the greatest Christmas gift ever!
- 4 On **GO**, teams should attempt to throw their hula hoop over the box. Once successful, they can then try to slowly and carefully drag the box back to where their team is sat.
- 5 All teams should be doing this at the same time, so it might see the present moving backwards and forwards until one team is ultimately successful.
- 6 The winning team can then open the present to find out what is inside. Ask that team to share what they find, reading out the sign and sharing the sweets.
- 7 Explain to the group that our activities tonight will all be looking at how Jesus is the greatest Christmas present ever and exploring what that means for our lives.



GET CREATIVE


15 MINUTES

PREPARATION NEEDED

GET CREATIVE: ARTY & CRAFTY

INSIDE THE GREATEST CHRISTMAS GIFT



- 1  Give each child a copy of the 'Greatest Christmas Gift' template.
- 2 Ask children to colour in both discs using colouring pens/pencils.
- 3 Stick the discs on to two paper plates.
- 4 Using scissors, cut the present plate in half. This should split the present exactly in half vertically.
- 5 Attach the bottom of both halves to the bottom centre of the baby Jesus plate. Use a split pin to do this.
- 6 This should then mean the present plate can now open and close, revealing the baby Jesus 'inside' the present as you do this.

What you'll need:

- 2 Paper Plates
- Scissors & Glue
- 'The Greatest Christmas Gift' Template
- Split Pin
- Colouring Pens


GET ACTIVE

15 MINUTES

PREPARATION NEEDED

GET ACTIVE: PLAYING GAMES

PASS THE GREATEST CHRISTMAS PARCEL

- 1  Print the 'Pass the Greatest Christmas Parcel' sheets. These contain seven different Bible verses and nativity images. Cut these into the seven individual slips.
- 2 Create a pass the parcel present that can be used for this activity. It will need at least seven layers, each having one of the slips of paper in the layer. To tell the nativity story in order, make sure to wrap number 7 first, with the lower numbers on the outer layers. You could place a sweet with each layer too. If working with a larger group consider either having two or more parcels.
- 3 Sit the group in a circle. Play some music and let the children pass the parcel around. When the music stops, the child with the parcel should unwrap one layer.
- 4 Once the nativity slip has been found, that child can read out loud what it says.
- 5 As the game goes on, the group will continue to discover each part of the nativity story, reminding the children of how the greatest ever gift was given to us on that very first Christmas.

GET LEARNING


5 MINUTES

PREPARATION NEEDED

GET LEARNING: PROBLEM SOLVING

THE GREATEST CHRISTMAS GIFT MAZE

Use your problem solving skills to navigate our tricky maze, trying to capture all the presents along the way.

- 1  Print copies of the 'Greatest Christmas Gift Maze' sheet and hand these out to the children.
- 2 Explain that they will need to navigate their way through the maze, collecting the Christmas presents along the way.
- 3 Can they collect all four Christmas presents before escaping the maze and finding the greatest Christmas gift of all time at the end?




GET INTO THE BIBLE: CELEBRATING THE GREATEST CHRISTMAS GIFT

- 1 Start by asking what the children's favourite ever Christmas present has been? Can they remember their favourite one?
- 2 Now ask the group if they could ask for anything this Christmas, regardless of cost etc, what would they want? What would be the 'perfect' Christmas present?
- 3 Christmas can be a great season, as there are so many brilliant things that happen around Christmas. Incredible food, lots of time with family and friends, parties and special activities, visits from Father Christmas and of course... great presents!
- 4 But did you know that the greatest ever Christmas present wasn't bought in a shop, was never neatly wrapped in colourful wrapping paper and wasn't even delivered by Father Christmas. No, this gift was given thousands of years ago at the 'very first Christmas'. Does anyone know what it is? It's Jesus of course – a gift given to all of us by God.
- 5 God's gift was given to us in the middle of the night, delivered in a stable and wrapped in just a cloth. Yet the baby Jesus was by far the best gift we've ever been given. This is because it was God's way of showing us all just how much he loves us. By giving us Jesus, it means that all of us can be closer to God forever.
- 6 No Christmas present has ever come close to being as awesome as God's gift of Jesus. When we give and receive gifts this Christmas, will you take time to remember the greatest gift of them all?
- 7 Finish in prayer, thanking God for sending us the greatest ever Christmas present.



GET INVOLVED: HELPING OTHERS THE GREATEST CHRISTMAS GIFT TAGS

Give a gift this Christmas that helps to share the news of God's greatest ever Christmas gift – Jesus.

- 1  Print copies of 'The Greatest Christmas Gift Tags' or create your own version. Each child will need a gift tag.
- 2 Encourage the children to add colour to the gift tags by colouring the picture in. As they do so, have some conversations about who each of the characters are in the Nativity picture and what role they played in the story of the very first Christmas.
- 3 Once the gift tags are designed these should be added to a small gift. Options for a gift could be a small bag of sweets, a chocolate bar, a handmade present and so on.
- 4 Explain to the group that the gift tags have a special Bible verse (John 3:16) on the bottom. This Bible verse helps to tell other people about God's brilliant gift of Jesus and what it means for us today.
- 5 Ask the group to think about who they would like to give this special gift to. Once they have decided they can write that name on their gift tag and then take the present home.

THE GREATEST GIFT IS JESUS!



**JUST LIKE THIS BAG OF
SWEETS, JESUS IS...**

- **Made for sharing**
- **Filled with Joy**
- **And is totally awesome!**





PASS 'THE GREATEST CHRISTMAS' PARCEL

1



Don't be afraid, Mary, because God is pleased with you. Listen! You will become pregnant. You will give birth to a son, and you will name him Jesus.

Luke 1:30-31

2



Augustus Caesar sent an order... that said everyone must list their names in a register... And everyone went to their own towns to be registered. So Joseph left Nazareth and went to the town of Bethlehem in Judea.

Luke 2:1-4

3



There were no rooms left in the inn.

Luke 2:7

4



While Joseph and Mary were in Bethlehem, the time came for her to have the baby... she wrapped the baby with cloths and laid him in a box where animals are fed.

Luke 2:6-7

5



That night, some shepherds were in the fields nearby watching their sheep. An angel stood before them and said “Don’t be afraid, because I am bringing you some good news. Today your Savior was born in David’s town. He is Christ, the Lord.”

Luke 2:8-11

6



After Jesus was born, some wise men from the east came to Jerusalem. They asked, “Where is the baby who was born to be the king of the Jews? We saw his star in the east. We came to worship him.”

Matthew 2:1-2

7



Jesus - The Greatest Gift

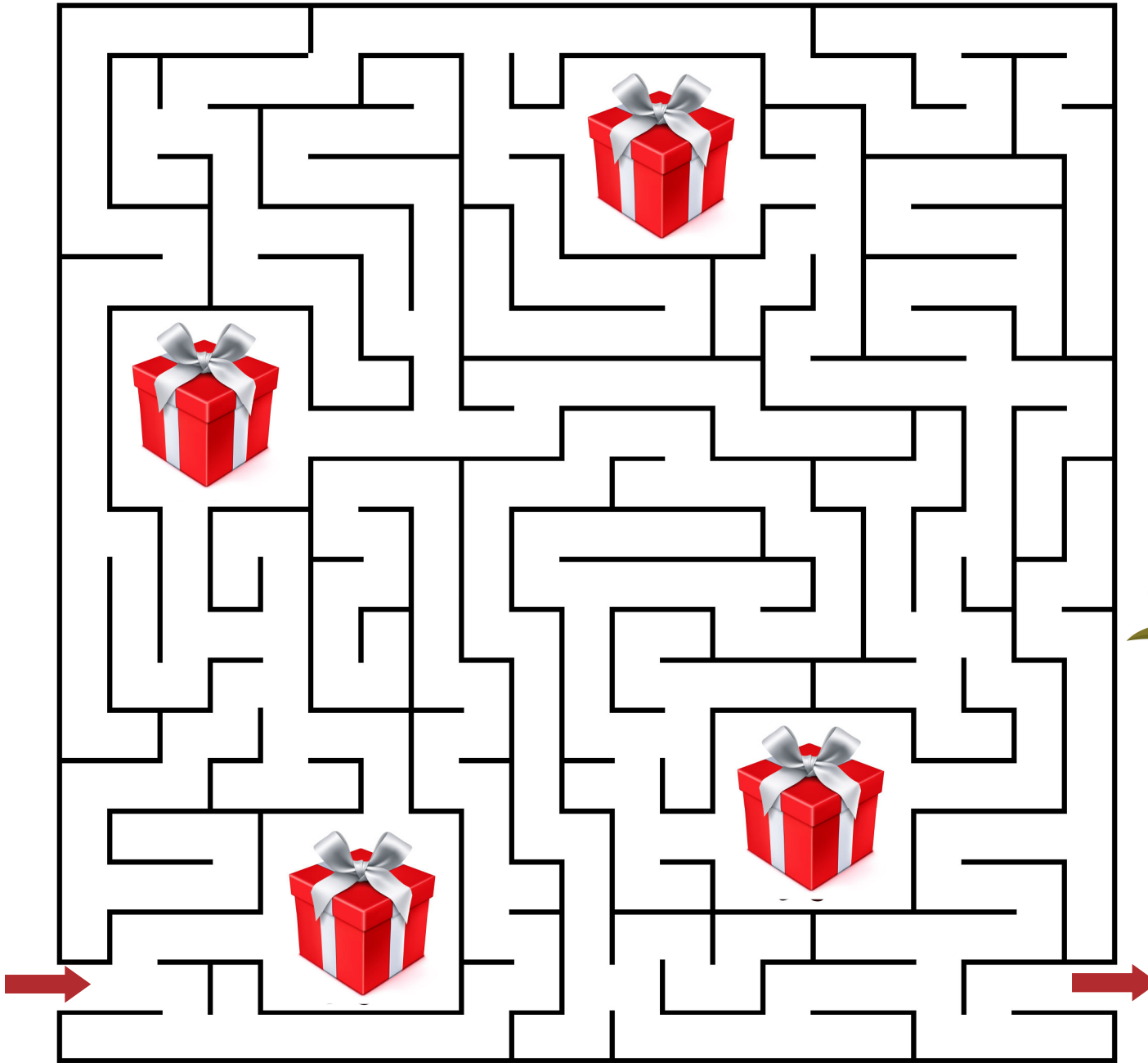
For God loved the world so much that he gave his only Son. God gave his Son so that whoever believes in him may not be lost, but have eternal life.

John 3:16


THE GREATEST CHRISTMAS GIFT MAZE

Can you find your way through the maze, collecting all the Christmas presents along the way?

At the end of the maze you will finally make it to the 'Greatest' Christmas present of all - Jesus!




THE GREATEST CHRISTMAS GIFT TAGS




To _____

From _____

MERRY CHRISTMAS!

THE BOYS' BRIGADE 
> the adventure begins here


FOR GOD SO LOVED THE WORLD, HE GAVE HIS ONE AND ONLY SON ... JOHN 3:16




To _____

From _____

MERRY CHRISTMAS!

THE BOYS' BRIGADE 
> the adventure begins here


FOR GOD SO LOVED THE WORLD, HE GAVE HIS ONE AND ONLY SON ... JOHN 3:16



To _____

From _____

MERRY CHRISTMAS!

THE BOYS' BRIGADE 
> the adventure begins here

FOR GOD SO LOVED THE WORLD, HE GAVE HIS ONE AND ONLY SON ... JOHN 3:16