

juniors

# WALES

## THEMED PROGRAMME



### AIM

Wales is a part of the United Kingdom, but it has a rich history and culture of its own. Learn a little bit of the Welsh language, find out some fascinating facts about Wales and discover how to go into battle with 'dragons'. Link to St David's Day (1<sup>st</sup> March).

### ACTIVITIES

-  Welcome to Wales
-  Croeso i Gymru
-  Welsh Daffodil
-  Slay the Dragon
-  Dragon Slayers

# WALES

## » INTRODUCTION

Wales is a great country full of history, culture, beautiful scenery and much more. It is part of the United Kingdom. It shares a land border with England and is surrounded by sea on three sides.

Wales is famous for many things including its rugged coastline, historic castles, daffodils, sheep, rugby, national parks and lots more!

The patron saint of Wales is St David. St David's day is celebrated on 1<sup>st</sup> March each year.


## ? DID YOU KNOW?

- Wales is home to roughly 3 million people.
- The capital city of Wales is Cardiff.
- Wales is a bilingual country, with two official languages: Welsh and English.
- The Welsh name for Wales is 'Cymru', and this translates to 'friend'.
- Wales is home to the longest and fastest zip wire in the world.
- Cardiff City are the only non-English club to have won the FA Cup, in 1927.



## GET ACTIVE: PLAYING GAMES WELCOME TO WALES

Learn some fascinating facts about Wales using our 'Welcome to Wales' Game


- 1  Print the Welcome to Wales key words and cut these into their 10 individual cards. A leader will also need a copy of the 10 questions.
- 2 A leader should hide all 10 key words around your meeting space. These should be well hidden to make the game challenging for the children taking part.
- 3 This game could be played individually or in small teams. If playing in small teams, split into two or more teams and sit them in huddles. If playing individually then every child plays every round.
- 4 Explain to the group that you are going to read out a fact about Wales, however one of the words in the fact is missing. Their job is to hunt around your meeting space trying to find the correct word.
- 5 For each round, teams should nominate one person to look for the word. Teams should make sure that person changes for each round.
- 6 The first person to find the correct word and bring it back to the leader gets a point.
- 7 Continue playing, until all 10 facts have been found. The team/person at the end of the game with the most points is the winner.
- 8 After the game, sit the group back down and see how many of the facts can they remember? Can they remember all 10?





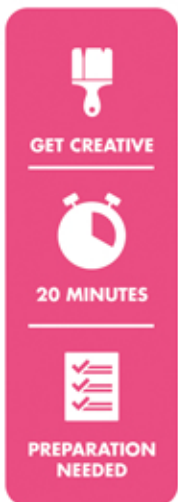
## GET LEARNING: UNDERSTANDING CULTURE & TRADITION

# CROESO I GYMROU

- 1  Print the Welsh language sheet and cut these into the 12 individual boxes. If splitting into smaller groups, you'll need to print a copy for each group.
- 2 Mix up the 12 cards and then challenge the children to put the cards back into the correct order.
- 3 The 12 cards, when put together, create the Welsh flag. Each card also has some text on. When the cards are correctly lined up, this will match a Welsh word or phrase with its English translation.
- 4 When the flag has been correctly assembled, go through each word and challenge children to pronounce each word/phrase.
- 5 Finally watch the YouTube video '10 Phrases for a Simple Conversation in Welsh' ([https://youtu.be/a1dZ\\_wZdl\\_A](https://youtu.be/a1dZ_wZdl_A)). This video goes through all of our phrases and shows you how to pronounce each one. Encourage children to repeat the phrase after it has been said on the video. How close were your original attempts to the correct pronunciation?

### Did You Know?

- Welsh is one of the **oldest languages in Europe**.
- Roughly **25%** of people in Wales can speak Welsh, this figure is growing.
- All the **street signs** in Wales have both the English and Welsh wording.



## GET CREATIVE: ARTY & CRAFTY

# WELSH DAFFODIL

The daffodil is one of the symbols of Wales. Create your own spinning windmill daffodil

- 1 Cut some yellow paper into a square.
- 2 Using a ruler, draw diagonal lines from each corner towards the centre. However, stop the line about 3 or 4cm from the centre. This should leave you with what looks like an 'X', but with the centre missing.
- 3 Cut down these lines using scissors. Make sure not to cut into the centre section.
- 4 Fold the right hand side of each corner inwards to the centre of the flower, securing with some tape. This should create a pinwheel shape. Try not to press down too hard, to help keep the curved 3D petals of the daffodil.
- 5 Roll the green card into a thin tube and secure with tape. This will form the stalk of the daffodil.
- 6 Finally cut a small circle of orange card. This will become the centre of the daffodil flower.
- 7 Use a paper fastener to attach all three elements together. This should have the green stalk at the back, then the daffodil head and then finally the centre of the flower last. You may need to poke a hole through all these first, to make it easier.
- 8 Your daffodil is complete. If assembled correctly, it should be able to spin around like a windmill.



### What you'll need:

- Yellow Card
- Green Card
- Orange Card
- Scissors
- Ruler
- Pencil
- Tape
- Paper Fastener



## GET ACTIVE: WORKING AS A TEAM


# SLAY THE DRAGON

- 1 Split into two or more teams of 4-5 children. Each team becomes a 'dragon' by holding the shoulders of the child in front. The child at the front is the head, the child at the back is the tail.
- 2 The child at the back of the dragon should be given a tail. This could be ribbon, a bib, a tea towel etc. It should be tucked into the back of their trousers, with most of the material sticking out.
- 3 On **GO**, dragons should move around the room, staying connected at all times. The aim of the game is for the head of a dragon to capture another dragon's tail.
- 4 If a team becomes disconnected, then the bottom section must remain still, whilst the dragon's head section must come back around to re-connect with its tail. Whilst this is happening the tail is vulnerable, as it cannot move to protect itself, so be careful this doesn't happen too often!
- 5 Each time a dragon's tail is caught, the team who caught it gain a point. At this point, reset the game and play again. You could rotate the dragon, so new people become the head & tail.
- 6 If playing with smaller groups, adapt the game so everyone is a dragon, with their own tail. Once a dragon's tail has been caught, that person is out of the game. The last dragon remaining wins.



## GET INTO THE BIBLE: DEVELOPING MY FAITH

# DRAGON SLAYERS

- 1 Ask the group to think of qualities that a good dragon slayer may need. Write them down on a large piece of paper (i.e. bravery, strength, courage, intelligence, commitment, trust etc).
- 2 Whilst thankfully none of us will ever need to slay a dragon, we all face battles in our lives that we need to conquer. These battles can often see us fighting to do the right thing and lead good lives. Battles such as always being kind, not being tempted to join in with bullying at school, not being tempted to say mean things, not being tempted to go against the word of God.
- 3 Leading a Christian life can see us need to battle against temptation and 'slay' these temptations before we commit what is called 'sin'. Being a 'temptations slayer' is hard and it requires lots of the qualities we talked about earlier, but we can learn a few things from dragon slayers to help us in our battles.
  - **Armour Up:** No dragon slayer would dream of going into battle without a full kit of armour, so we should do the same. God has given us all spiritual armour that we can wear to protect and support us in our battles, including truth, righteousness, faith and salvation. It's important we know what armour God has made available and wear these always. Our armour of God can be found in  **Ephesians 6**.
  - **Train to Fight:** Again, no dragon slayer would go into battle without any training. It's therefore really important that we know how to fight our battles and the tools we need to do so. Our 'Dragon Slaying' training manual is the Bible. Inside is a wealth of knowledge and experience for us to learn from and be inspired by. If you want to be a world class 'dragon slayer' you'll need to regularly read the manual!
  - **Your Trusty Steed:** Dragon slayers often would go into battle with their 'trusty steed'. This was their horse that was with them throughout the battle and had their back. Without their horse, dragon slayers would struggle to be agile enough in a battle to be successful. We thankfully have a trusted and faithful friend in our battles too – God. The stronger our relationship with God, the more we will know that he is by our side in each of our battles against temptation. The best way to strengthen our relationship with God is by praying regularly and talking to him.
- 4 Finish with a prayer, thanking God that he gives us all the tool and skills we need to become 'dragon slayers'. Pray for God's support in helping us to master those tools and become world class dragon slayers with the temptations we face in our lives.



**"Do not be afraid of them; the Lord your God himself will fight for you." Deuteronomy 3:22**

# 'WELCOME TO WALES' QUESTIONS

- In the Welsh Language, 'Wales' is called \_\_\_\_\_ ?  
Answer = Cymru
- The motto for the country is "Cymru am byth" which means \_\_\_\_\_ ?  
Answer = Wales Forever
- The capital city of Wales is \_\_\_\_\_ ?  
Answer = Cardiff
- Wales has more \_\_\_\_\_ per square kilometre than any other European nation, with over 600.  
Answer = Castles
- There are over 10 million \_\_\_\_\_ in Wales, outnumbering the amount of people, as the population is just 3 million!  
Answer = Sheep
- The Patron Saint of Wales is called Saint \_\_\_\_\_.  
Answer = David
- St David's Day is celebrated on \_\_\_\_\_.  
Answer = 1<sup>st</sup> March
- It is thought that the Welsh language is over \_\_\_\_\_ years old.  
Answer = 4,000
- The most popular sport in Wales is \_\_\_\_\_  
Answer = Rugby
- Wales has a population of around \_\_\_\_\_ people.  
Answer = 3 million

**CYMRU**

**WALES  
FOREVER**

**CARDIFF**

**CASTLES**

**SHEEP**

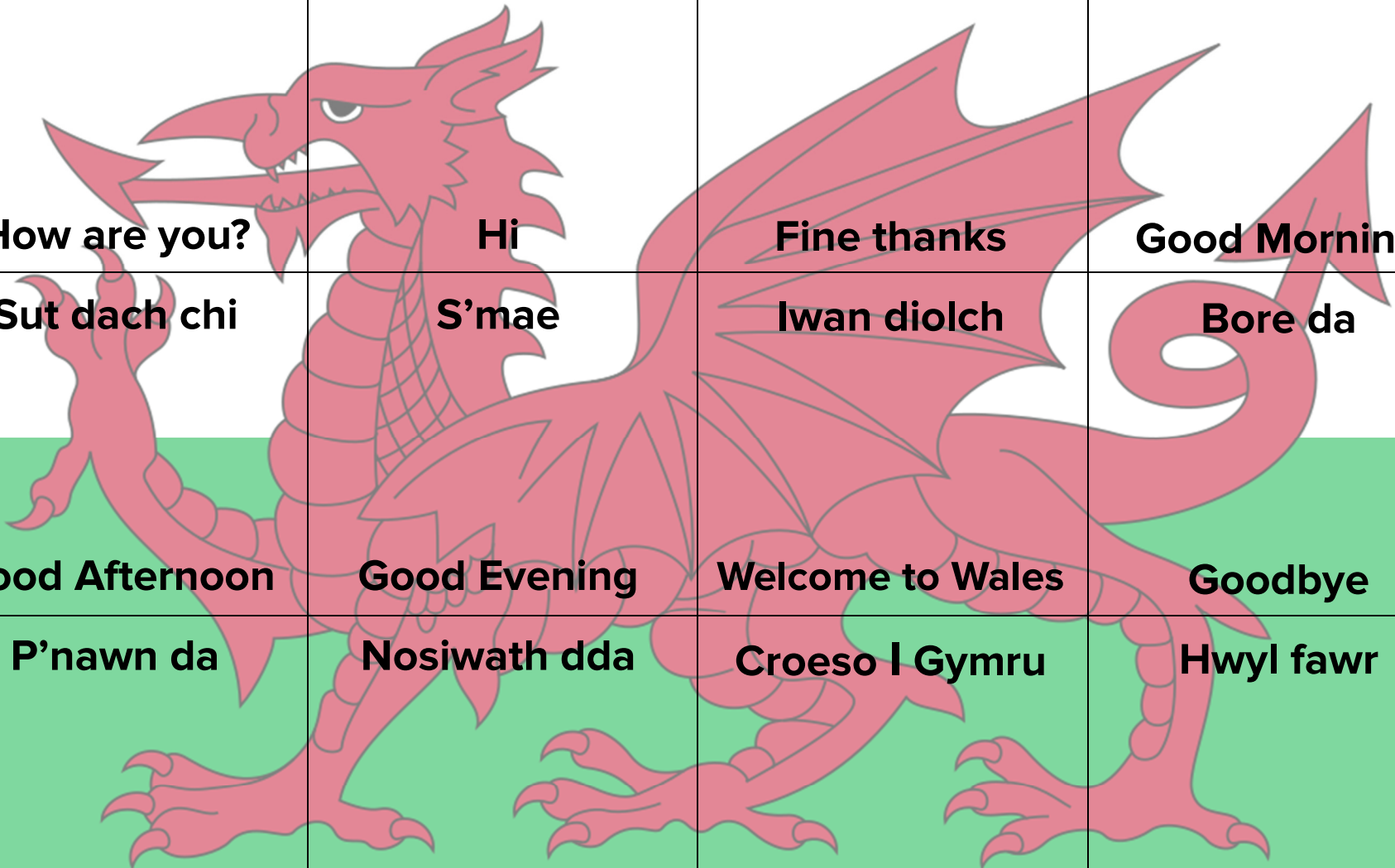
**DAVID**

**1<sup>ST</sup>  
MARCH**

**4,000**

**RUGBY**

**3  
MILLION**



<b>How are you?</b>	<b>Hi</b>	<b>Fine thanks</b>	<b>Good Morning</b>
<b>Sut dach chi</b>	<b>S'mae</b>	<b>Iwan diolch</b>	<b>Bore da</b>
<b>Good Afternoon</b>	<b>Good Evening</b>	<b>Welcome to Wales</b>	<b>Goodbye</b>
<b>P'nawn da</b>	<b>Nosiwath dda</b>	<b>Croeso I Gymru</b>	<b>Hwyl fawr</b>