

LORD'S PRAYER



THEMED PROGRAMME



AIM

The Lord's Prayer is one of the most famous and important prayers in Christianity. It was given by Jesus to his disciples, and it still used today by Christians around the world to help them to pray. Explore more about this prayer and the meaning behind it with this themed programme.

ACTIVITIES

-  The Lord's Prayer Order Game
-  The Lord's Prayer Bracelet
-  The Lord's Prayer
-  Sign the Lord's Prayer
-  My Daily Bread
-  The Lord's Prayer Key Words

THE LORD'S PRAYER

➤ INTRODUCTION

Jesus' closest friends, the disciples, were with Jesus all the time and often would hear him pray and talk to God. They wanted to know how to do this for themselves, so they asked Jesus to teach them. He did this by teaching the Lord's Prayer to them.

This prayer is now used by Christians all around the world. The Lord's prayer can be found in the Bible in both **Matthew 6** and **Luke 11**.


? DID YOU KNOW?

- Jesus said we should keep our prayers simple.
- God knows what we are saying, no matter if our prayers are short or long, or even if we can't find the right words. He always knows what we are trying to say in our hearts.
- Jesus also said we shouldn't show off when we pray, making a big song and dance about it. Instead, God wants us to find a quiet place and spend some time with him reflecting and sharing what we are thinking.




GET ACTIVE: PLAYING GAMES THE LORD'S PRAYER ORDER GAME

Introduce the group to the Lord's Prayer with this ordering game.


- 1  Print the Lord's Prayer Ordering Cards and cut these into their 12 individual cards. If playing with more than one team, you'll need to create a set for each team taking part.
- 2 Before the activity, ask the group what they already know about the Lord's Prayer. Let children share what they know and then you could add some more information from the 'Did You Know?' section at the start of the card.
- 3 If working with a medium to large group, split into two or more groups.
- 4 Play a favourite game of the group (i.e. Uni-hoc, football penalties, ultimate rock, paper, scissors etc), but instead of awarding points, you should give the teams one of their 12 cards. The aim of the game is for teams to be the first to gain all 12 of their cards.
- 5 Once a team has gained all 12 cards, they win the first half of the challenge. Now make sure every team has all 12 of their cards.
- 6 Challenge children to put the 12 cards, each with a different section of the Lord's Prayer, in the correct order. Can any team do it on their first attempt?
- 7 Once teams are happy, go through the correct order.
- 8 Explain that the rest of the themed programme will explore this prayer in more detail and how we can use it in our own lives to help us to pray and talk to God.





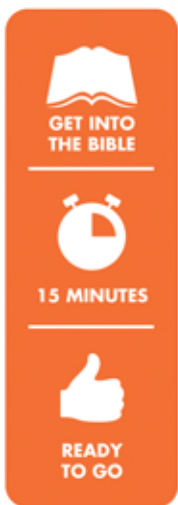
GET CREATIVE: ARTY & CRAFTY

THE LORD'S PRAYER BRACELET

- 1  Print the Lord's Prayer Bracelet activity sheet. You'll need a copy for each child.
- 2 Explain to the group that the Lord's Prayer was given to the disciples by Jesus. It was given to them to help show the disciples how to pray and talk to God. This prayer is just as important today and we too can use those same words to help us to talk to God.
- 3 Explain that each child is going to make a bracelet that they can wear, containing nine different coloured beads. Those coloured beads will each represent a different part of the prayer, meaning we can use our bracelets to help us to remember the prayer.
- 4 Each child should make their bracelet, feeding the beads onto bracelet string / elastic and then tying it off to form a wearable bracelet.
- 5 Children should use the activity sheet, colouring the circles to match the order of the coloured beads on their bracelet.
- 6 Encourage children to take their bracelet and activity sheet home and use them both over the coming days and weeks to try and pray the Lord's prayer a few times a week.

What you'll need:

- The Lord's Prayer Bracelet Activity Sheet
- Bracelet String / Elastic
- 9 Coloured Beads per child



GET INTO THE BIBLE: PRAYER

THE LORD'S PRAYER

Jesus gave us the Lord's Prayer to help us pray. Use that prayer to help the group to spend some time praying together. This activity would ideally follow the bracelet craft. However, if you haven't completed that activity then you'll just need a copy of the bracelet activity sheet to help complete this activity.

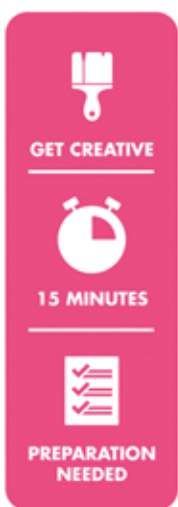
- 1 The Lord's Prayer gives us pointers on how we can pray and talk to God. Throughout the prayer it encourages us to praise God, thank him for what he gives us, ask him for strength with things like forgiveness and temptation and it also gives us a chance to talk to God about our needs.
- 2 Explain to the group that they are going to share this prayer together shortly. Before you do that, focus on these four areas and ask the group to share things they would like to pray for/about under the headings. Place these headings in the centre of a piece of paper and then write the group's suggestions around them, to create a mind map. Alternately you could write these on tags and add them onto a prayer tree.
 - **Hallowed be Your Name:** Praise God and thank him for the good things in your life.
 - **Your Kingdom Come:** Pray for things that aren't right in the world currently.
 - **Our Daily Bread:** Share your needs for you and others with God.
 - **Forgive us our Sins:** What are we sorry for and who would we like to forgive?
- 3 Once your four mind maps have been created, explain to the group that you are now going to pray using the Lord's Prayer.
- 4 Using the activity sheet from the bracelet, share each section of the prayer individually, reading out the text below each heading. Pause after each section for 30 seconds, to allow children to pray in their head for that part of the Lord's Prayer. When you get to the sections where you have created the mind maps, read out some of the thoughts that were shared earlier and include these in your prayer.
- 5 Finally remind children that they can use this prayer at home to talk to God whenever they wish to.



GET LEARNING: MY SKILLS FOR LIFE

SIGN THE LORD'S PRAYER

- 1 A leader will need access to 'The Lord's Prayer in BSL' by CofE Devon (https://youtu.be/kM3_umAisNM) and share this using a projector / large TV and speakers.
- 2 Play the video, pausing it after each line. Children should copy the actions for each section, trying to learn it as they go along. This may take a number of attempts at each line, before moving on to the next part.
- 3 Continue the video, learning more of the Lord's Prayer in BSL as you go.
- 4 Once the group are fairly confident that they can remember each part, attempt to go through the whole video, using BSL at the same time as the video.
- 5 This could then be practised over the following weeks. Could this then be shared in a future Church service, parents' night or on social media?



GET CREATIVE: IN THE KITCHEN

MY DAILY BREAD

Focus on the 'Give us our Daily Bread' section of the Lord's Prayer with a tasty snack and an important message.

- 1 Give children some sandwich making equipment (bread, butter, jams, chocolate spread etc) and encourage them to make a sandwich as a snack.
- 2 Use a large love heart biscuit cutter to create a love heart sandwich.
- 3 In the Lord's Prayer, 'Give us our daily bread' doesn't actually mean a sandwich, like the one we created. It is a prayer asking God to provide us with everything we need to sustain us from day to day in order to live our lives. These are our 'needs' in life. God looks after our needs because he loves us so much.
- 4 What this doesn't mean is we should use this part of the prayer to ask God for all our 'wants', such as nice holidays, a new games console, lots of money or the latest gadget.
- 5 It's important to be grateful for all that God gives us and regularly spend time thanking and praising God for all he provides. We can often forget to say thank you for the basics in life and instead always be looking for what is next.
- 6 Let the children eat their love heart sandwiches, as they do encourage them to think of two or three things in their head that they are thankful for.



GET LEARNING: PROBLEM SOLVING

THE LORD'S PRAYER KEY WORDS

Use this activity to recap on some of the key words from the Lord's Prayer. This could be completed in two ways.

Wordsearch: Give each child a copy of the 'The Lord's Prayer' wordsearch. Encourage them to try and find all 12 of the key words hidden within the puzzle. Who can find all 12 in the quickest time?

Search the Room: Write the 12 key words from the wordsearch onto slips of paper. Hide these words around your meeting space. Call out one of those keys words and children should then hunt around looking for it. Whoever finds the key word first gains a point. Continue playing with all 12 key words.

Afterwards sit the group down and go through the 12 words. Discuss why each word is important and how it relates to the Lord's Prayer.



OUR FATHER IN HEAVEN




HOLLOWED BE YOUR NAME



**YOUR KINGDOM COME,
YOUR WILL BE DONE**



ON EARTH AS IN HEAVEN



**GIVE US TODAY OUR
DAILY BREAD**



FORGIVE US OUR SINS



**AS WE FORGIVE THOSE
WHO SIN AGAINST US**



**LEAD US NOT INTO
TEMPTATION**



BUT DELIVER US FROM EVIL



**FOR THE KINGDOM, THE POWER
AND THE GLORY ARE YOURS**



NOW AND FOREVER




AMEN

THE LORD'S PRAYER BRACELET


The Lord's Prayer was given to us by Jesus to help us to pray. We can use the Lord's Prayer to help us to talk to God and it gives us some handy pointers to what we can talk to God about.

Create a bracelet using nine coloured beads. Each bead represents a different part of the prayer. Colour in the circles below, to match the beads in your bracelet, to help you remember what each bead represents.




Our Father in Heaven

God who created everything, including us, loves us like a parent and wants us to know and love him.




Hallowed be your name

This is your chance to praise God. Think about something you are grateful for a say a big thank you to God and let him know how awesome you think he is.




Your kingdom come

Pray for the world and things that are not right. This might include praying for peace, justice and the poor. Try to think of people who are in special need of God's help.




Your will be done, on earth as in heaven

Ask God to help you to understand what you should do each day to be a good person and please him. Pray to God for the strength and support to do those good things each day.




Give us today our daily bread

Now spend some time praying to God for your own needs, as well as the needs of your family and friends.




Forgive us our sins, as we forgive those who sin against us

Ask God to forgive you for any mistakes you might have made recently. We also need to ask God for help in being patient and forgiving to those around us too.



Lead us not into temptation

Ask for God's help with the things that make your life hard, things that upset you and things that make it hard for you to do what's right.



But deliver us from evil

Finally ask God to protect you and your family from the bad things in life.

For the kingdom, the power and the glory are yours, forever and always.

Amen!

LORD'S PRAYER WORDSEARCH

F	J	W	F	O	R	G	I	V	E	D	N	M	L	O
G	F	A	D	Q	T	Y	F	S	C	B	M	A	I	K
N	A	L	F	A	E	C	Z	A	S	H	U	T	E	W
Q	N	O	M	L	I	J	G	F	T	R	I	G	A	E
H	J	R	D	W	T	L	K	I	T	H	E	L	S	R
N	O	D	S	C	B	Y	Y	Q	A	I	E	O	N	E
E	E	S	V	D	X	R	Y	B	I	O	R	R	S	V
M	A	P	I	B	D	W	A	U	R	I	O	Y	D	E
A	X	R	A	U	K	S	V	Y	T	E	E	H	B	R
C	S	A	W	T	I	U	I	P	O	R	A	W	A	O
C	B	Y	M	K	N	H	F	D	A	E	G	D	I	F
L	K	E	D	Z	G	A	E	H	R	D	M	M	Y	F
D	A	R	I	O	D	W	E	S	V	C	N	H	G	T
T	D	V	N	S	O	W	A	P	O	W	E	R	D	H
C	B	I	L	L	M	O	I	Y	F	S	A	W	R	Y
U	S	M	L	N	V	C	F	H	E	A	V	E	N	S
F	U	A	L	K	B	V	D	S	W	R	Y	A	I	O
K	H	A	R	H	B	J	L	D	S	R	Y	I	L	A

LORDS PRAYER

FATHER

HEAVEN

HALLOWED

KINGDOM

DAILY BREAD

FORGIVE

SIN

POWER

GLORY

FOREVER

AMEN

LORD'S PRAYER WORDSEARCH

ANSWERS

			F	O	R	G	I	V	E					
			D				F							
		L		A				A						
		O			I				T			G		
		R				L				H		L		R
N		D					Y				E	O		E
E		S						B				R		V
M		P							R			Y		E
A		R			K					E				R
		A			I						A			O
		Y			N			D				D		F
		E			G		E							
		R			D	W								
			N		O			P	O	W	E	R		
		I		L	M									
	S		L					H	E	A	V	E	N	
		A												
	H													

LORDS PRAYER
FATHER
HEAVEN
HALLOWED

KINGDOM
DAILY BREAD
FORGIVE
SIN

POWER
GLORY
FOREVER
AMEN