

Company

MURDER MYSTERY HUNT



GET
ADVENTUROUS



1 HOUR



PREPARATION
NEEDED

AIM

There's been a murder in your local area and the suspect is still at large. Hunt down the clues, eliminate the suspects and solve the mystery before a rival detective team can do so.

WHAT YOU'LL NEED

- Murder Mystery Activity Sheet
- Suspect Signs
- OS Map or What3Words
- Pen

GET ADVENTUROUS: MURDER MYSTERY HUNT

THEME: EXPLORING THE WORLD AROUND ME



LEADER PREPARATION

This activity requires a leader to plan out a route around your local area, to hide the 9 suspect cards. A leader will also need to print the activity sheet for each young person or team.



[Download Murder Mystery Activity Sheet & Suspect Signs](#)



GETTING INTO THE ACTIVITY

How it Works

- 1 A murder has taken place and there are 10 possible suspects. Young people will need to narrow down the suspect list, that have been hidden in your local area, until they are left with just one person – the murderer.

Setting up the Activity

- 1 A leader will need to hide the nine suspect signs around the local area. This could be stuck to the side of street signs, attached to bins, on fences, in shop windows etc. Try to make sure your route is circular, meaning the start and finish is at the same location.
- 2 Record where each of the nine suspects have been hidden. This could be using an OS grid reference or by using What3Words. Write these location clues in each of the 'location' boxes on the sheet.
- 3 To assist teams in finding the suspect once they reach the location, provide a clue on where they need to look in the clue box provided.

Example: Location = next to a bin. Clue = "There are reports that one of the suspects has recently 'bin' spotted in this location".

Detective Team(s)

- 1 Split into two or more detective teams and give each team a copy of the Activity Sheet (if working as one group, set a time target for them to solve the mystery in).
- 2 Explain the murder mystery concept to the group and that their task is to eliminate the suspects until they are left with just one suspect left – the murderer.
- 3 Send teams out with a leader, in intervals of 5 minutes. Each detective team should be timed on how long they take to solve the mystery. The quickest team are the winners.



KEEPING EVERYONE SAFE

The route chosen should ideally be away from main roads. Additional leaders may be required for this activity, to help with supervision. A risk assessment should be completed beforehand.

THERE'S BEEN A MURDER!

A body has been discovered and there are 10 possible suspects. The clues have been spread out across the local area and we need your detective skills to hunt down the evidence, eliminate suspects and find the culprit. You'll need to be quick though, we have multiple detective teams working on this case and only the quickest team to find the murderer will get the credit. There's no time to waste!

How to Solve the Case?

There are nine clues, each one will eliminate one of the suspects, leaving just one person left on the suspect list - the murderer! The location boxes provide either grid references or What3Words locations, which you'll need to use to find the evidence. Use your navigation skills to find the location of the clue and get yourself there in the quickest way possible.

Once at the location you'll need to use the clue in the box to work out where the suspect is hiding. Find the suspect, cross them off the list and then move on to the next clue.

You'll be timed on how long it takes to crack the case and get back to the start. Only the quickest detective team will get the credit they deserve, so there's no time to waste. Go!

CLUE 1

LOCATION:

CLUE:

CLUE 2

LOCATION:

CLUE:

CLUE 3

LOCATION:

CLUE:

CLUE 4

LOCATION:

CLUE:

CLUE 5

LOCATION:

CLUE:

CLUE 6

LOCATION:

CLUE:



CLUE 7

LOCATION:

CLUE:

CLUE 8

LOCATION:

CLUE:


CLUE 9


LOCATION:



CLUE:


THE MURDERER!

There's only one person left on the suspect list. With no alibi and all the evidence pointing in their direction, it can mean only one thing. The murderer is










ALFIE H



IAIN L



