

# 2022 FOOTBALL WORLD CUP

## THEMED PROGRAMME



### AIM

The 2022 World Cup will take place in Qatar and will be the first time it has been held in our Winter. Dive into the world of football with this themed programme, helping Juniors to enjoy the winter of football (2022 World Cup, 21<sup>st</sup> November – 18<sup>th</sup> December).

### ACTIVITIES

-  **2022 World Cup Flags**
-  **Footballer Thaumatrope**
-  **Picking the Team**
-  **Clear the Ball**
-  **A Fair Referee**
-  **2022 World Cup Predictions  
Shootout**

# 2022 FOOTBALL WORLD CUP

## » INTRODUCTION

The FIFA World Cup takes place every 4 years and sees the best teams from across the world come together to compete.

In 2022 the World Cup will take place in Qatar during November & December. This will be the first time it has been held in the Arab world and also the first time it has taken place in our winter.


The World Cup Final will take place on 18<sup>th</sup> December 2022.

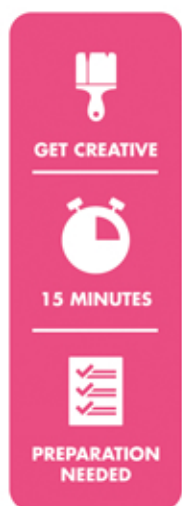
## ? DID YOU KNOW?

- The first World Cup happened in 1930 and was won by Uruguay.
- The World Cup Final is usually the most watched sporting event in the world. An estimated 500m people watch live, with over 1 billion watching some of the game.
- The most successful team is Brazil, with 5 wins.
- In 2022, 32 teams will compete.
- Only 8 countries have ever won the World Cup.




## GET LEARNING: ME & MY WORLD 2022 WORLD CUP FLAGS

- 1  Download and print the 2022 World Cup Flags activity sheet. You'll need enough sheets for one per pair of children.
- 2 Give a copy to each pair of children and task them with trying to identify as many of the flags as they can. Can anyone get them all?
- 3 After a short while encourage pairs of children to join with another pair to share answers. Now answers are shared, has any group managed to find answers for all of the flags?
- 4 Finally come together as one group. Go through the answers and see how many flags each pair identified correctly. Which pair knew the most? As a group, were you able to identify them all?



## GET CREATIVE: ARTY & CRAFTY FOOTBALLER THAUMATROPE


Create a traditional 19<sup>th</sup> century toy that makes a football themed optical illusion.

- 1  Download and print the Footballer Thaumatrope template. Each sheet provides 3 thaumatropes. Ideally this should be printed / stuck on to cardboard. Each child will need two discs, one with the footballer on and one with the ball.
- 2 Children should cut both of their discs out and then colour in the image of the footballer.
- 3 Stick the discs together, with both images facing outwards. Make sure the football is towards the top of the circle, when you flip the disc over, to make the optical illusion work.
- 4 Create a hole on the left and right hand side of the disc, using a holepunch.
- 5 String a rubber band through one of the holes, and thread one end through the loop at the other end. Repeat on the other side.
- 6 Pull the rubber bands tight and use your forefingers and thumbs to spin the disc round. This will create the optical illusion of both images being one.



## GET ACTIVE: PLAYING GAMES PICKING THE TEAM

The race is on to find the 11 players for your World Cup team. Who can pick their team the quickest?

- 1  Download and print the Picking the Team football shirts or create your own. These will need cutting into the individual football shirts.
- 2 Split into two teams. Sit the teams at one end of the room and the 11 football shirts for each team (split into two separate piles) at the other end of the room. The shirts should be laid out upside down. In the middle of the room place some cones to dribble a football through.
- 3 On **GO**, one person from each team should dribble a football through the cones and to the other end of the room where the football shirts are. When they get there, they should then look for shirt number 1. To do this then can turn one shirt over at a time until they find number 1. Any shirt that isn't the number needed, must be turned back over straight away.
- 4 Once the first person has found shirt 1, they must dribble the ball back to their team and pass the ball to the next person who does the same thing, now looking for shirt 2.
- 5 Continue until each team has collected all 11 shirts. Children could decide to put their 11 shirts into their favourite football formation, once collected (i.e. 4-4-2).
- 6 The first team to collect all 11 of their shirts is the winner.



## GET ACTIVE: PLAYING GAMES CLEAR THE BALL

- 1 For this activity you will need to create a very large rectangle / square of cones as the playing area.
- 1 Split the group into teams. One team should start in the box. Each member of that team should have a football to dribble. The other team should be stood to the side of the room next to the leader. If there are any other teams, they should be sat to one side, waiting for their turn in the next game.
- 1 On **GO**, those inside the box should dribble the ball around. The team on the side can send one player in. Their job is to try and tackle a dribbling player and send their ball out of the box of cones. If this happens, that dribbling player is out and must leave the box.
- 1 The attacking player in the box must then swap with the next person in their team (who are waiting on the side). If the attacking player has not managed to eliminate a dribbler within 10 seconds, the attacker must leave the box and swap with someone else in their team.
- 1 Continue playing until all the dribblers are out of the game. This whole process should be timed.
- 1 Swap round, with a new team dribbling and attacking. Time their attempt also.
- 1 The team who lasted longest in the box as dribblers, after every team has had a go, wins the game.








## GET INTO THE BIBLE: UNDERSTANDING CHRISTIAN VALUES

### A FAIR REFEREE

- 1 Ask the group to come up with examples of some of the rules in football. How many rules can they think of? Examples might include handball, offside, types of foul, throw-ins and so on.
- 2 There are lots of rules to follow in football. Who has the job of checking everyone is following them and pass judgement when something goes wrong? It's the job of the referee!
- 3 Sometimes in football, the referee isn't always everyone's favourite person. Does the group have any examples where they think they were treated unfairly by a referee (This could be in any sport, or even when watching their favourite team play). Let children share examples.
- 4 Sometimes we can hear people complain that the referee is 'unfair', 'biased' or 'dodgy'. Whilst referees are usually fair and always trying their best, sometimes they will miss things or not be able to make 100% accurate decisions because they haven't been able to see everything. Sadly, finding a referee that is able to get it right every single time is impossible – we are all human after all.
- 5 What about in our lives? Do we always treat and judge people fairly like a perfect referee, or do we sometimes make mistakes and judge people unfairly – whether that be accidentally or on purpose? Do we sometimes judge people harsher than how we would want people to judge us?
- 6 Thankfully God isn't like that. God is always fair and just. He sees and knows everything and doesn't require VAR. He isn't biased, dodgy or unfair and knows the rule book inside out. He knows when we are sorry and is quick to give us a second chance, rather than show us the red card. God really is the perfect referee for our lives and wants what is best for us.


 **"He is like a rock. What he does is perfect. He is always fair. He is a faithful God who does no wrong. He is right and fair." Deuteronomy 32:4**



## GET ACTIVE: PLAYING GAMES

### 2022 WORLD CUP PREDICTIONS SHOOTOUT

Use our prediction shootout to try and predict the 2022 World Cup winner.

- 1  Download the predictions shootout table or create your own. This shows all 32 teams in the 2022 World Cup, placed into a knockout table.
- 2 Set up a goal and have two children compete at a time. Start at the top left corner of the knockout table (i.e. Qatar v Senegal). One child should represent Qatar and the other Senegal. Let both take 3 penalties against each other. The person / country that scored the most penalties makes it into the next round.
- 3 Continue playing, with different children taking part for each head to head battle. Children don't have to be the same country each time. Keep going until you have two teams in the final and then ultimately an overall winner.
- 4 Share the winner of your predictions shootout with [programme@boys-brigade.org.uk](mailto:programme@boys-brigade.org.uk) and if your prediction turns out to be correct then we'll give you a shoutout on social media after the final.

**Top Tip:** To help speed up this activity you could have two goals and two shootouts happening at the same time. You could also reduce the penalties to one each (i.e. sudden death). A quicker way to complete this activity would be for children to have sudden death 'Rock, Paper, Scissor' contests, instead of taking penalties.

# 2022 WORLD CUP FLAGS

Can you correctly identify the 20 countries that these flags belong to?



# 2022 WORLD CUP FLAGS

Can you correctly identify the 20 countries that these flags belong to?



**WALES**



**ARGENTINA**



**BRAZIL**



**POLAND**



**QATAR**



**PORTUGAL**



**SOUTH KOREA**



**GHANA**



**IRAN**



**FRANCE**



**MEXICO**



**USA**



**SPAIN**



**CANADA**



**CAMEROON**



**JAPAN**



**GERMANY**



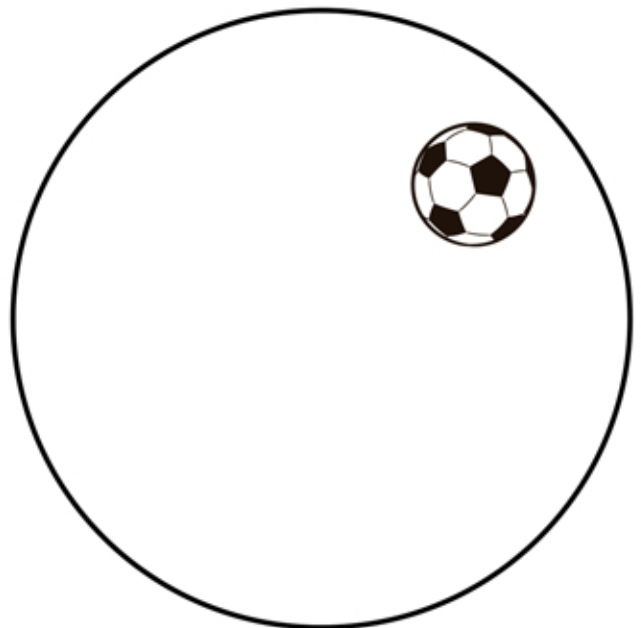
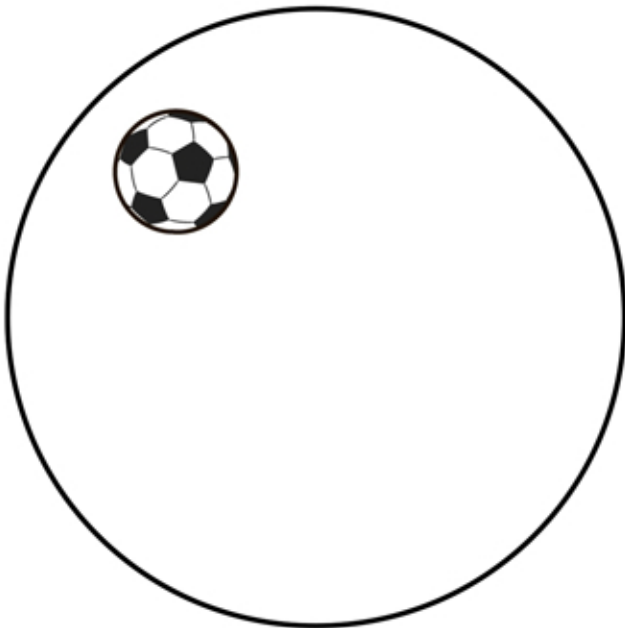
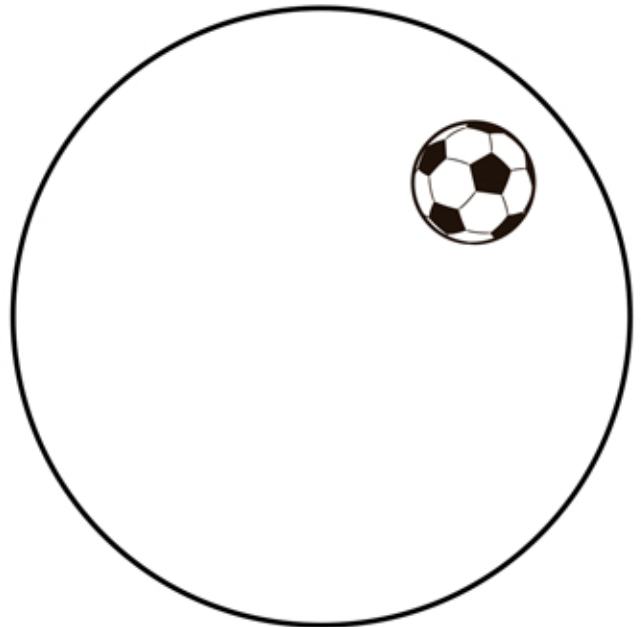
**URUGUAY**



**BELGIUM**



**AUSTRALIA**













# 2022 WORLD CUP PREDICTIONS SHOOTOUT

