

JOSEPH

THEMED PROGRAMME



AIM

Joseph and his coat of many colours is one of the Bible's most famous stories. Spend some time learning more about Joseph, his colourful coat and his incredible story in this themed programme.

ACTIVITIES

-  **Joseph**
-  **The Coat of Many Colours**
-  **Which Colour? Quiz**
-  **Bring Me My Coat!**
-  **Through Good and Bad**
-  **Joseph the Gingerbread Man**

JOSEPH

» INTRODUCTION

Joseph not only wore a colourful coat, but he also lived quite a colourful life. From being sold as a slave to being falsely imprisoned, from being able to interpret dreams, to becoming a governor of Egypt. Joseph's life is one of many ups and downs.

This programme explores that life and the lessons we can learn from Joseph's faith, determination and trust in God's plan.

Joseph's story is told in Genesis 37-50.

? DID YOU KNOW?

- Joseph was one of 12 brothers. 10 of his brothers were older than him.
- Joseph was his father's 'favourite son'.
- Joseph's brothers threw him down a well and then sold him into slavery because they were jealous of him.
- Joseph was able to interpret dreams. This is how he gained the favour of the pharaoh of Egypt.
- Joseph lived to the age of 110.



GET INTO THE BIBLE: MY BIBLE ADVENTURE JOSEPH

Explore the story of Joseph including his coat of many colours. From being sold as a slave, ending up in jail, being able to understand dreams and finally him ruling over Egypt.

- 1 Before starting the themed programme, ask the children what they already know / can remember about the story of Joseph. Let children share what they can remember.
- 2 Explain that the theme is 'Joseph' and that throughout the programme you'll be exploring this story and what we can learn from Joseph's life.
- 3 Throughout the programme watch the below videos by 'Saddleback Kids'. To help stagger the videos, you could watch one at the start of the session, another halfway through and the final video towards the end. This will help spread the story and explore different topics.

Video 1: Joseph and his Coat (Genesis 37) – <https://youtu.be/VnlqKPIZQzI>

- Did the brothers deal with the jealousy in the right way?
- What are better ways of dealing with jealousy?

Video 2: Joseph in Egypt (Genesis 39-41) – <https://youtu.be/OSCAXrEmRRA>

- How did Joseph deal with the temptation from Potiphar's wife?
- How does it feel to get in trouble for doing the right thing? Should we always do the right thing, even if it doesn't benefit us?

Video 3: Joseph Forgives (Genesis 42-45) – <https://youtu.be/ndETu4bzwAY>


- Joseph forgives his brothers, even after they did such a bad thing to him. Do you always forgive your siblings / friends straight away after a fight, or do you find it difficult to forgive?
- Why should we forgive those who do wrong against us?



GET ACTIVE: PLAYING GAMES

THE COAT OF MANY COLOURS

8 of the colours from Joseph's coat are missing. Can you find them and help bring a bit of colour back to Joseph's favourite coat?


- 1  Download and print the 'Coat of Many Colours' activity sheets. Cut out the 8 coloured coat images and hide these around your meeting space. The better you hide the images, the more challenging the activity will be. At least two of the images should be quite difficult to find.
- 2 Split into pairs. Give each pair a copy of the activity sheet. Explain to the group that Joseph is missing 8 colours from his coat. They need to hunt around your meeting space, trying to find each colour. When they find one of the colours (the hidden images), they should tick it off the sheet.
- 3 Pairs should continue looking until all 8 colours are found. Leaders can give clues if pairs are struggling.
- 4 The first pair to find all 8 colours win.



GET LEARNING: ME & MY WORLD

WHICH COLOUR? QUIZ

Put the group's knowledge of colours to the test with this colour quiz.

- 1  Download a copy of the 'Which Colour? Quiz' questions. A leader will need these for the activity.
- 2 Read out a question at a time. Children should try to answer each question, by answering with a colour.
- 3 Have 6 coloured items (Blue, Red, Green, Black, Orange, Yellow) such as cones, spaced around the room. Alternatively, write the names of each colour onto a piece of paper and place these on the floor.
- 4 Children should answer the question by moving to the colour on the floor that they think is correct.
- 5 A point should be awarded for each correct answer. The child with the most points at the end wins.




GET ACTIVE: PLAYING GAMES

BRING ME MY COAT!

- 1 Split into two or more teams. One member of the team should be stood at one end of the room and the rest should be sat as a team at the other end of the room.
- 2 For this activity you'll need a collection of crepe paper streamers of different colours. These can be bought from craft stores or online reasonably cheaply. Give each team a mix of colours.
- 3 On **GO**, one person from each team should run to their team member (Joseph) at the end of the room and wrap them with one (or part) of the streamers.
- 4 Once done, they should run back to their team and tag the next person, who repeats the process.
- 5 Continue going, adding more and more streamers and colours to the team's 'Joseph', until the streamers have run out.
- 6 The team with the best decorated Joseph wins.
- 7 You could make this game more challenging by adding obstacles in the middle of the room, which teams have to navigate on their way to their Joseph.



GET INTO THE BIBLE: DEVELOPING MY FAITH THROUGH GOOD AND BAD

- 1 Ask the group if any of them have a favourite outfit? Maybe a favourite t-shirt, coat, shoes etc? Let some children share some of their favourite clothes and why they are important to them.
 - 2 Our theme today is centred on a Bible character that is famous for his favourite piece of clothing. Joseph is well known for his colourful coat, given to him by his father to show Joseph how much he loved him. But Joseph's story doesn't start and finish with that coat. Lots of things happened to Joseph during his life, some good and some bad.
 - 3 Grab two large pieces of paper and write 'good' on one page and 'bad' on the other. As a group write down all the good and bad things that happened to Joseph. The videos from our other 'Get into the Bible' activity may help you with this.
 - 4 Joseph experienced lots of good things like being given his coat, being saved by one of his brothers, being given important roles from Potiphar, the prison guard and the pharaoh and having the ability to interpret dreams. However, Joseph also experienced lots of bad things such as being beaten and sold by his brothers, made a slave, lied about, falsely imprisoned and more.
 - 5 Ask the group how they would feel if one of those bad things happened to them, let alone all of them?
 - 6 Joseph's life is a great example to us of what it is like to be faithful and trusting of God. Joseph went through a lot and experienced his fair share of pain and sorrow. However, through it all he kept his faith in God. Through it all he believed that God had a plan and that plan would be lived out. Joseph's faith and trust was rock solid and he received his reward for that.
 - 7 Thankfully most of us will never experience anything like Joseph did, but we will all go through bad times occasionally. Are we ready to trust in God and lean on him when those times come? Did you know you can share those worries and bad times with God in prayer?
 - 8 Finish in prayer, thanking God for walking alongside us through the good times and the bad.
-  **"When life is good, enjoy it. But when life is hard, remember: God gives us good times and hard times. And no one knows what tomorrow will bring." Ecclesiastes 7:14**





GET CREATIVE: IN THE KITCHEN JOSEPH THE GINGERBREAD MAN

- 1 Give each child a plain gingerbread man.
- 2 Ask children to spoon a layer of icing onto the gingerbread man first.
- 3 Now children can use colourful sweets such as skittles, smarties or M&Ms to create a bright coat for 'Joseph the Gingerbread Man'.
- 4 Encourage children to decorate the gingerbread man using colourful patterns or shapes. You could have a prize for the best decorated gingerbread man at the end.

THE COAT OF MANY COLOURS

Hunt around your meeting space to find the 8 missing colours for Joseph's coat. When you find each colour, tick it off on your sheet.





WHICH COLOUR? QUIZ

Below are 12 questions, each question has a colour related answer. Read out the question and then get children to try and correctly identify the colour.

What is the predominant colour of Brazil's home football shirt?

Yellow

Dr Suess wrote a book called '_____ Eggs and Ham'.

Green

What colour dungarees do minions traditionally wear?

Blue

What colour is the first letter in the Google logo?

Blue

What colour are postboxes?

Red

Which 'holes' in space are an area of immense gravity that nothing can escape from being pulled in to?

Black

What colour is the triangle on the PlayStation controller?

Green

The Indian flag is made up of three colours. Green, White and which other colour?

Orange

The Superman logo is a red 'S' on what colour background?

Yellow

Harry Potter's Godfather is called Sirius _____.

Black

What is the predominant colour of an RNLI lifeboat?

Orange

What colour is found on the outer edge of a rainbow?

Red