

THE LOST STAR







THEMED PROGRAMME



AIM

It's the nativity story, but not as we know it. The Christmas star has gone missing and it's causing a bit of chaos. Go on an adventure with the Lost Star to try and fix the nativity story and save Christmas.

ACTIVITIES

-  The Lost Star
-  The Lost Star Bingo
-  The Lost Star Maze
-  Find the Lost Star
-  The Lost Star Salt Dough Decorations
-  The Lost Star Nativity

THE LOST STAR

» INTRODUCTION

The Star of Bethlehem is an important part of the Nativity story, however that star has forgotten what to do. Does he tell Mary she is expecting a baby? Should he go and find the shepherds? What is his job, what does he do?!

Follow the Lost Star through the story to help rediscover his important role and why his bright light, and the light that Jesus brought into our world, is still important today!

? DID YOU KNOW?

- The Star of Bethlehem is also known as the 'Christmas Star'.
- In the Bible it doesn't actually refer to 'Three Kings', but instead 'magi'. It is not known how many of them there were.
- It is thought that the 'Three Kings' didn't arrive to visit Jesus until at least a few months after he was born.
- Of the four gospels, only Matthew mentions the Star of Bethlehem.



GET INTO THE BIBLE: MY BIBLE ADVENTURE THE LOST STAR

The Lost Star is causing chaos in our Nativity story. But what makes the Star of Bethlehem so important in the first place?


- 1 Start by asking the group to name as many Nativity characters as possible. Which ones can they remember? Can they get them all? Has someone mentioned the Star of Bethlehem?
- 2 Now ask the group if they can remember what all the character's roles were in the Nativity? What was the role of the angel? What did the 3 Kings do? What about the inn keeper? Finally ask the group what the role of the star was?
- 3 In the Nativity, the role of the star is a really important one. Its job is to guide the way to the place where Jesus was born. To shine bright above his manger and tell the world that this is where Jesus can be found. Without the star, the kings would never have made it to see the baby Jesus. It's a good job the star knew what it was doing!
- 4 But what if it didn't?! What if the star had forgotten what to do and had ended up lost in the Nativity story, causing chaos to everyone else's jobs? Let's find out what that would look like!
- 5 Watch 'The Lost Star', which can be found at <https://boys-brigade.org.uk/programme/videos>
- 6 The story ends with it telling us that "Jesus lives on like a star shining bright, to protect and to guide us, to light up the way, for the birth of that baby is still important today".
- 7 Jesus may have been born over 2,000 years ago, but the light that he created by coming into our world, still lives in all of us today. How special is that!





GET ACTIVE: PLAYING GAMES


THE LOST STAR BINGO

- 1  Download and print copies of the Lost Star Bingo sheets. You'll need enough copies for the number of children that are playing the game.
- 2 Each child should be given a bingo sheet and a pen / pencil.
- 3 Before the game, a leader should cut out the individual calling cards and place them in a bowl.
- 4 One at a time pull out one of the cards and show the rest of the group. Anyone with that star on their bingo sheet, should cross it out.
- 5 For each star that is called out, you could challenge the children to recreate that pose / emotion. Who can do the best impression?
- 6 Play the game of bingo as per your preferred way. For example, you could look for corners, one line, two line and / or a full house. Consider having a prize for the winner.



GET LEARNING: PROBLEM SOLVING

THE LOST STAR MAZE


- 1  Download and print The Lost Star Maze sheet.
- 2 Give a copy of the maze to each child / pair of children.
- 3 Challenge the children to try and reunite the upset 'Lost Star', with the happy star in the bottom right corner. Children can use pen / pencils to draw the solution onto the sheet.
- 4 Who can find the solution? Congratulate the children as they complete the maze.

Take it Further: Create a real life maze for your Anchors to complete. This could be done by placing lots of chairs into a maze formation and challenging children to become the lost star and work their way through the maze. Alternately draw a giant maze on the floor using chalk / masking tape.



GET ACTIVE: PLAYING GAMES

FIND THE LOST STAR

- 1  Download and print some of the images from the 20 Lost Star calling cards, found on the Lost Star Bingo sheet.
- 2 Stick these images to the underneath of cones (or similar). Place lots of cones scattered on the floor. Adding 'extra' cones, that haven't got any images, into the game is a great way of increasing the difficulty.
- 3 Split the group into 2-4 smaller teams and sit them in the four corners of the room.
- 4 For each round, ask each team to nominate one person. They should stand up and be ready to play.
- 5 A leader should call out (or show the image of) one of the stars. For example 'The Angry Star'. Straight away those children should hunt around the room, turning over the cones, in an attempt to find the Lost Star. The first person to find the missing star should hold it up and claim a point for their team.
- 6 Continue playing, with a new person being nominated in each team.
- 7 Keep a tally of the scores. The team with the most points at the end of the game wins.



GET CREATIVE



20 MINUTES



PREPARATION
NEEDED

GET CREATIVE: ARTY & CRAFTY

THE LOST STAR SALT DOUGH DECORATIONS

Make a 'Lost Star' Christmas ornament that can hang on your tree, as a permanent reminder of the star's important role in the Christmas story. The ingredients listed should make roughly 8-10 stars (depending on size). Make the dough as a group or alternatively a leader could do steps 1-2 beforehand.

- 1 Combine the flour and salt into a bowl and form a well in the middle.
- 2 Gradually add the water, mixing as you go, until a dough is formed and shaped into a ball.
- 3 Roll out the dough onto a flat surface until about 1cm thick. Use a star cookie cutter to create stars of dough for the decorations. Children could create a second star decoration, to pass on to a family member and share the Christmas story with them.
- 4 Make sure to poke a pencil hole towards the top of the star, where string / ribbon can be tied (once dried), so that the star can be hung on the tree.
- 5 Once complete children can take the star decoration home to dry. After a few days the dough should have hardened to have become solid.
- 6 Alternatively save the stars for your next session where you could then decorate them with paint and / or glitter and add the string / ribbon.

What you'll need:

- 500g Plain Flour
- 250g Salt
- 250ml Water
- Bowl
- Spoon
- Rolling Pin
- Star Cookie Cutters
- Pencil
- String / Ribbon



GET CREATIVE



1 HOUR




PREPARATION
NEEDED


GET CREATIVE: SINGING, ACTING & DANCING

THE LOST STAR NATIVITY


Bring our story of 'The Lost Star' to life by putting on your own version as a play.

- 1  Download a copy of The Lost Star Nativity Script.
- 2 Within the script is the words used in the video. The story of the Lost Star is told in short rhyming sentences.
- 3 This nativity requires very little practice. It could be performed just for fun as part of your session, or you could use it within a Church service or invite parents/carers to watch.
- 4 Here are some notes for putting on The Lost Star Nativity:
 - Children can be allocated the main roles (i.e. Star, Mary, Joseph, Angel etc).
 - If there are any spare children, these can stand along the back of the stage and help perform the sections in bold.
 - A leader or child can narrate the story, with the children miming actions to go along with the story.
 - The sections in bold can be delivered by all the children together, with the following actions:
 - I've looked really high** (Children should look and point up to the sky)
 - I've looked really low** (Children should look and point down to the floor)
 - I'm trying to find my job** (Children should raise their hands in confusion)
 - But I really don't know!** (Children should shake their heads)


THE LOST STAR BINGO




THE LOST STAR BINGO




THE LOST STAR BINGO




THE LOST STAR BINGO



THE LOST STAR BINGO




THE LOST STAR BINGO



THE LOST STAR BINGO



THE LOST STAR BINGO










THE LOST STAR MAZE



Once upon a time,
In a land far away,
Our story does start
About a very special day

It's the story of Christmas
With Jesus in a manger,
But don't get too comfortable
Our story's in danger

Something's gone wrong,
There's something not right,
Something seems missing
And it's giving me a fright!

Let's go through the story
To find out what's wrong,
With you lot to help us
It shouldn't take long!

Little did we know,
That high in the sky,
A shining bright star
Was having a cry.

See this star is special
Its job is to guide,
Three kings to the manger
To see Jesus inside.

But poor little star
Had forgotten what to do,
He was crying and crying
And screaming this too.

**I've looked really high
I've looked really low,
I'm trying to find my job
But I really don't know!**

Maybe it's my job
to visit Mary on earth,
to tell her she's expecting
to get ready for the birth



So star ran along
and finally found Mary,
to tell her the news
when it all got a bit scary.

An angel appeared
and shouted at star
"this is my part of the story
I've come from afar!"

Star got upset
what did he do?
What was his job
he needed a clue!

**I've looked really high
I've looked really low
I'm trying to find my job
But I really don't know!**

So star kept on waiting
he'd remember his part,
then suddenly it came to him
and he felt really smart.

He ran back to Mary
who was walking along,
going to Bethlehem
when he got things a bit wrong

He tried to lift Mary
to give her a ride
his job was to carry her
to be by her side.

Get off me, Mary shouted
what's wrong with you?!
I'd rather have a donkey
A star just won't do!

Star got upset
What did he do?
What was his job
He needed a clue!

**I've looked really high
I've looked really low
I'm trying to find my job
But I really don't know!**

A little while later
I think this bit we know,
our saviour Jesus was born
glowing head to toe

That's when star realised
His job all this while
Was to get Jesus some visitors
And make everybody smile

He knew who he'd tell
Shepherds, that's who!
This was his job,
It couldn't fall through!

There in a field,
Shepherds did lay
watching their sheep
when star came to play.

But just as he arrived
that angel reappeared,
and this time she was angry
She was to be feared.

Not you again, she cried,
I'm fed up with you!
Stop stealing my lines
you haven't got a clue!

It's me who tells the shepherds,
Now go run away,
this is my part of the story
you really can't stay!

Star got upset
what did he do?
what was his job
he needed a clue!



**I've looked really high
I've looked really low
I'm trying to find my job
But I really don't know!**

Star wasn't sure
he just wished he knew,
what his job was at Christmas
what he needed to do.

Instead he was pointless
and sat all alone,
this Christmas is rubbish
And boy did he moan.

There's nothing to do
everything is done!
Christmas is ruined
this is no fun!

Star was upset
what did he do?
what was his job
he needed a clue!

**I've looked really high
I've looked really low
I'm trying to find my job
But I really don't know!**

Then all of a sudden
out of nowhere,
three kings came along
and gave star a scare

Excuse me bright star
we're lost and afraid,
we're trying to find a king
we could do with some aid

We were due to find a star
and follow him there,
but the star isn't shining
he's vanished from the air.

(Three Kings)

**We've looked really high
And we've looked really low
We're trying to find our star
But we don't know where to go**



Star jumped to his feet
and shouted with glee,
there's a job that needs doing
and this one's for me!!

Star wasn't upset
he knew what to do,
this was his job
this was his clue!



(Star)

**I've looked really high
I've looked really low
I was trying to find my job
And now I know!**

Follow me shouted star
it's this way, quick quick,
star knew what he was doing
it started to click.

For star was important
his job was the best,
he was telling the world
where the baby did rest

Now the kings have arrived
Our story's complete.
Star's done what he needed
he can put up his feet

And that's where we finish
our story tonight,
but Jesus lives on
like star shining bright.

To protect and to guide us
to light up the way,
for the birth of that baby
is still important today!

