

**FOR ALL
AGE GROUPS**



PLATINUM JUBILEE PARTY










THEMED PROGRAMME



AIM

Celebrate The Queen's Platinum Jubilee by coming together and holding a party that is fit for The Queen! In this programme you'll have everything you need to throw a celebration full of games, activities, crafts and more. The Platinum Jubilee is being celebrated from 2nd to 5th June 2022.

ACTIVITIES

-  Jubilee Bunting
-  Jubilee Party Games
-  Pin the Crown on The Queen
-  Crown Cookies
-  The Queen Facts Chatterbox
-  Jubilee Party in a Box
-  The Queen and Her King

PLATINUM JUBILEE PARTY

» INTRODUCTION

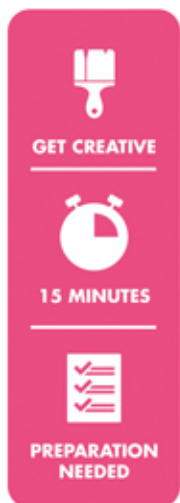
The Platinum Jubilee celebrates The Queen's 70 years on the throne, since 1952. This is the first Platinum Jubilee the UK has ever celebrated, as no other King or Queen has ever reigned for so long.

Parties and events will be taking place all across the country and around the world to mark this major milestone.

Use this themed programme as a template to hold your own Jubilee party. The Jubilee celebrations are centred around 2nd to 5th June 2022.


? DID YOU KNOW?

- The Queen was born on 21st April 1926.
- Originally she was never meant to be Queen, but her uncle abdicated in 1936, meaning The Queen's father became King.
- During the Queen's reign there have been 14 Prime Ministers, 7 Archbishops of Canterbury, 173 GB Olympic gold medals and 1400 songs that have reached number 1 in the UK charts.
- Platinum is the name of a metal that is even rarer and more valuable than gold.



GET CREATIVE: ARTY & CRAFTY JUBILEE BUNTING

All good Jubilee parties require decorations. Get creative and design and decorate your own bunting to string up around your meeting space.

- 1  Download and print a copy of the Jubilee bunting template sheets. Printing on to card would work best for this activity. If you are unable to print, cut out blank bunting shapes (triangles) from card. We have provided three designs as well as a blank triangle, for children and young people to create own designs.
- 2 Let children decide which bunting design they wish to use and then give them colouring pens and/or craft materials (glitter, tissue paper, stickers etc) to bring their design to life.
- 3 Once finished, cut out the triangle and punch two holes in the top corners where the two circles are.
- 4 Finally feed the children's bunting designs through a long piece of string, to create a length of bunting, showing off all the designs the children have created. Tie the string off at both ends and now your bunting is ready to hang up.



GET ACTIVE: PLAYING GAMES JUBILEE PARTY GAMES

Take some classic party games and give them a Royal Jubilee inspired twist.

Musical Thrones: Set up some chairs in a circle and play some music (or even a fanfare) as the children walk around the chairs. When the music stops, everyone needs to find a throne to sit on. Anyone without a throne is out of the game. Continue playing until you have a winner.

Sleeping Corgis: A variation of sleeping lions. All the children need to lay on the floor, imagining they are one of The Queen's favourite dogs. Anyone seen moving is out of the game. The last corgi in the game is the winner.


The Queen Says: Forget what Simon has to say, this is now The Queen's game! A leader should take the role of The Queen and give commands. Children should only follow the commands that start with 'The Queen says'. If anyone makes a mistake they are out of the game.




GET ACTIVE: PLAYING GAMES

PIN THE CROWN ON THE QUEEN

The Platinum Jubilee is a celebration of The Queen spending 70 years on the throne. Go back to the beginning of her reign and her Coronation in 1953, by recreating the very moment the crown was placed on her head.

-  Download and print a copy of the Pin the Crown on the Queen activity sheet, including the two separate crowns. Cut out these two crowns and stick a little bit of blu-tack to the back of them. Place the image of the Queen's head on to a wall.
- One at a time children should be blindfolded and gently spun around a little bit, before being given one of the crowns. Children should then be challenged to try and place the crown on to where they think the Queen's head is.
- The child who can place their crown closest to the correct position is the winner. Consider having a prize to give to the winner.



GET CREATIVE: IN THE KITCHEN

CROWN COOKIES


- Using a favourite biscuit, shortbread or cookie recipe, bake some biscuits. Alternatively use some ready to roll shop brought dough. When cutting the dough use a crown shaped cookie cutter. These are available online at a small cost. Biscuits could be baked beforehand by a leader, if you are looking for a shorter activity.
- Once the biscuits are baked and cooled, it is now time to transform them into sparkly crowns. First add some icing to the biscuit. This could be spooned on to add a colourful layer to the crown or children could use icing tubes to make more intricate designs on their crown.
- Finally add sweets such as smarties, fruit gems, mini marshmallows, sprinkles and more on to the crown to look like the jewels found on the Queen's crowns.



GET LEARNING: ME & MY WORLD

THE QUEEN FACTS CHATTERBOX

Get to know a little bit more about our Queen with this 'Did you Know' chatterbox activity.

-  Download and print a copy of the Chatterbox activity sheet. We have provided a colour copy and a black and white copy, should children wish to colour in their union flag and crowns before folding the chatterbox.
- Follow the instructions at the bottom of the activity sheet, to fold the chatterbox. If you are unsure then search 'how to fold a chatterbox' on YouTube for a tutorial.
- Children can now go around the group using their chatterboxes by asking a friend to choose a coloured crown and spelling out that colour as they open and close the chatterbox. Finally they should then select another coloured crown. That crown should then be lifted up to reveal the fact underneath.
- Let the children go around the group using their chatterboxes and finding out the different facts. Afterwards come back together as a group and find out what everyone has learnt.



GET INVOLVED: HELPING OTHERS JUBILEE PARTY IN A BOX

- 1 During the Platinum Jubilee weekend in June, millions of people around the UK will be celebrating The Queen's 70 years on the throne. However, sadly not everyone will have a party to go to. Either due to illness, being in hospital, loneliness or some other issue, a number of people in your community may feel left out of the celebrations. Do something about that by creating parties in a box, to be delivered to those who can't make a party themselves.
- 2 As a group think about what items you could include in your boxes. This might include cakes, sweets, balloons, a puzzle book and so on.
- 3 Package up the boxes so they look nice, this could be by decorating them with stickers, ribbon, pictures, wrapping paper etc.
- 4 Finally decide who your 'parties in a box' will be going to. Arrange for a leader to deliver them just before the Jubilee weekend.



GET INTO THE BIBLE: UNDERSTANDING CHRISTIAN VALUES THE QUEEN AND HER KING

- 1 Queen Elizabeth II may have the title of 'Queen', however she herself has her own King. Can anyone think who that might be? It's God. The Queen is a committed Christian who spends much of her time thinking about God, praying and sharing God's love with others.










"For me, the life of Jesus Christ is an inspiration and an anchor in my life."

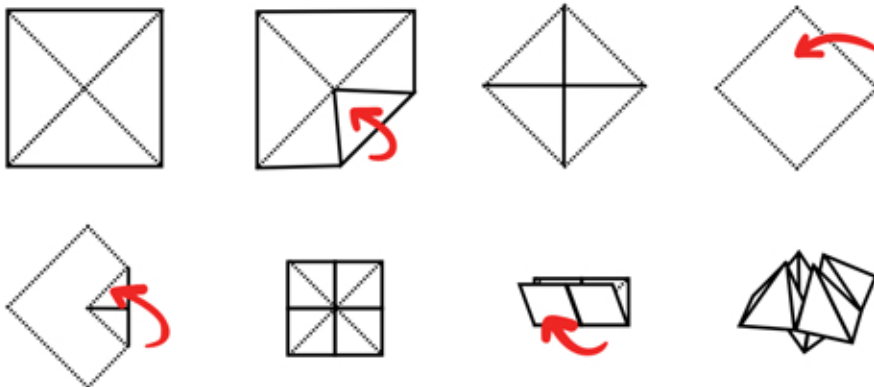
- 2 During her 70 years on the throne, The Queen has spent almost every day working and doing her duty to serve our country and its people. Ask the group in what ways they think The Queen has served our country? (Visiting charities, giving speeches, rewarding hard-working people, being patron to hundreds of charities, being our nation's voice and figure head.) The Queen strongly believes in her duty to 'serve' her country and she has spent her whole life doing that.




"Jesus makes it clear that genuine human happiness and satisfaction lie more in giving than receiving; more in serving than in being served."

- 3 It is thought that one of her motivations for her duty and service as Queen is her strong faith. Read Matthew 20:28 and then ask the group how they think The Queen may have been inspired by this verse in what she has done for the last 70 years?
- 4 The Queen's commitment, dedication and passion for her role as Queen is an inspiration to us all. Her desire to serve others, in the way that Jesus showed us how to, should act as an example for how we live our lives.
 - How can we be inspired by The Queen and her service to others?
 - In what ways can we serve the people around us?
 - Are we giving to the world more than we take away from it?

 **"The Son of Man did not come for other people to serve him. He came to serve others. The Son of Man came to give his life to save many people." Matthew 20:28**

 <p>DID YOU KNOW</p>	<p>The Queen is the longest reigning British monarch. She's now been The Queen for 70 years.</p>	<p>DID YOU KNOW</p> 	 <p>DID YOU KNOW</p>
<p>DID YOU KNOW</p> 	<p>The Queen is bilingual and can speak fluent French. It is thought she learnt it as a child.</p>	<p>The Queen secretly joined large crowds on the streets of London to celebrate the end of WW2</p>	<p>The Queen has visited over 110 countries, but because she is The Queen she doesn't need a passport!</p>
<p>..... MONY YOU DID</p> 	<p>During WW2 The Queen, a Princess at the time, joined the army as a mechanic and truck driver.</p>	<p>The Queen is the only person in the UK that is allowed to drive a car without a driving licence.</p>	<p>..... MONY YOU DID</p> 
 <p>DID YOU KNOW</p>	<p>The Queen has two birthdays. Her real birthday is 21st April but she also celebrates in June when the weather is better</p>	<p>DID YOU KNOW</p> 	 <p>DID YOU KNOW</p>



	<p>DID YOU KNOW</p> <p>The Queen is the longest reigning British monarch. She's now been The Queen for 70 years.</p>	<p>DID YOU KNOW</p> <p>The Queen secretly joined large crowds on the streets of London to celebrate the end of WW2</p>	
<p>DID YOU KNOW</p> <p>The Queen is bilingual and can speak fluent French. It is thought she learnt it as a child.</p>	<p>DID YOU KNOW</p> <p>The Queen has visited over 110 countries, but because she is The Queen she doesn't need a passport!</p>	<p>DID YOU KNOW</p> <p>The Queen has been Patron of The Boys' Brigade for 70 years. Our highest award is named after her.</p>	<p>DID YOU KNOW</p> <p>The Queen is the only person in the UK that is allowed to drive a car without a driving licence.</p>
<p>DID YOU KNOW</p> <p>During WW2 The Queen, a Princess at the time, joined the army as a mechanic and truck driver.</p>	<p>DID YOU KNOW</p> <p>The Queen has two birthdays. Her real birthday is 21st April but she also celebrates in June when the weather is better</p>	<p>DID YOU KNOW</p> <p>The Queen is the only person in the UK that is allowed to drive a car without a driving licence.</p>	<p>DID YOU KNOW</p> <p>The Queen is the only person in the UK that is allowed to drive a car without a driving licence.</p>
	<p>DID YOU KNOW</p> <p>The Queen has two birthdays. Her real birthday is 21st April but she also celebrates in June when the weather is better</p>	<p>DID YOU KNOW</p> <p>The Queen is the only person in the UK that is allowed to drive a car without a driving licence.</p>	