

EMOJIS

THEMED PROGRAMME



AIM

Emojis are used every day to express ourselves and are often used to communicate with each other, instead of using words. Explore the world of emojis as part of a themed programme. Link with World Emoji Day (17th July).

ACTIVITIES

-  Design a New Emoji
-  Emoji Bingo
-  The Emoji Prayer
-  What Emoji am i?
-  Sort The Emoji
-  Smile and The World Smiles With You

EMOJIS

» INTRODUCTION

Emojis are used more and more for people to communicate. From big happy faces to sad and upset, from crying with laughter to feeling sick – there really is an emotion to express every feeling.

Emojis can be found everywhere – including on phones, t-shirts, stationery, books & sweets.

In fact, emojis are now so popular that the 'Emoji Movie' was released in 2017 featuring all our favourite emojis.

? DID YOU KNOW?

- 95% of internet users have used an emoji.
- Over 10 billion emojis are sent daily.
- There are over 3,100 official emojis.
- The most used emoji is the crying with laughter face.
- World Emoji Day is celebrated on 17th July. This is because that is the date shown on the calendar emoji.

GET CREATIVE: DESIGN A NEW EMOJI

THEME: ARTY & CRAFTY

Whilst there may be over 3000 official emojis – we think there is always room for more! Use this activity to get creative and design a brand-new emoji. Before this activity you will need to buy yellow paper plates. These can be purchased online at a reasonable price.

- 1 Ask the group what their favourite emoji is and why. Spend some time discussing this and let everyone who wants to share, the opportunity to do so.
- 2 Explain that the challenge is to create a brand-new emoji. This might be the emotion they feel when they play their favourite video game, when they eat chocolate or how they feel when they come to Boys' Brigade.
- 3 Give each child a yellow paper plate for the face for their emoji. Children can create the rest of the emoji by drawing with colouring pens or by cutting out shapes from coloured paper and sticking them to the plate. Alternately a leader could print out different eye and mouth shapes which can be stuck onto the plate.
- 4 When finished, allow time for children to share with the group what their new emoji is and what emotion it is expressing.

Talking about emotions helps to encourage good mental health. Use this activity as an opportunity for children to talk about their different emotions - something they might not normally do.



What you'll need:

- Yellow Paper Plates
- Colouring Pens
- Coloured Paper
- Scissors
- Glue



GET ACTIVE: EMOJI BINGO

THEME: PLAYING GAMES

Download and print the Emoji Bingo Sheets. You will need to cut up the bingo calling cards sheet (the sheet with all the emojis on) into individual cards, fold them up and place them into a bowl.






- 1 Give each child, or pairs of children, a bingo card. They will also need a pen or counters to mark off the emojis on their card as they are called.
- 2 A leader will pull one emoji at a time out of the bowl and show the group. Ask the group what that emoji is expressing. Anyone with that emoji on their card needs to cross it off.
- 3 Firstly, play for a line – this is when someone gets 4 emojis in a row.
- 4 Then play for a house – this is when someone manages to cross off all the emojis on their card.
- 5 Award a prize to the winner of each round.



GET INTO THE BIBLE: THE EMOJI PRAYER

THEME: PRAYER

The emoji prayer is a great way to help children to know what to pray for. Go through the emojis with the group, discussing who they could pray for, for each part of the prayer. At the end of the activity come together with one big prayer, praying for all the people and things the group have mentioned.

- | | |
|--|--|
|  Pray for someone who is sad or upset and ask God to look after them. |  Pray for someone who is sick. Ask God to help make them better. |
|  Thank God for the people who love us and look after us – our families. |  Thank God for giving us friends that help us to laugh and smile. |
|  Ask God to help us to forgive people who make us angry and upset. |  Praise God for all the good things he has given us. |



GET CREATIVE: WHAT EMOJI AM I?

THEME: SINGING, ACTING & DANCING

Put the group's acting abilities to the test as they each act out different emojis for the rest of the group to guess.

Download and print the Emoji Cards Sheets. You only need the 'Emoji Cards' page. Cut the sheet into the individual emoji cards.

- 1 One at a time, a child picks an emoji and then must act out that emoji to the rest of the group. No words can be used, just facial expressions and actions.
- 2 If a child thinks they know what the emoji is, they should put their hand up. A leader can then ask the child what their guess is, until one of them gets it correct and scores a point.
- 3 Continue playing, with different children taking it in turns to do the acting. Keep a tally of the scores, the child with the most points at the end of the game is the winner.



GET ACTIVE




10 MINUTES



PREPARATION NEEDED

GET ACTIVE: SORT THE EMOJI

THEME: PLAYING GAMES

 Download and print the 'Emoji Cards Sheet'. You will need multiple copies of this sheet, one for each team playing and then one extra copy. Cut the sheets into their individual emoji cards'

- 1 Split the group into even teams with 3-5 in a team
- 2 Set up four tables, one in each corner of the meeting space. Split one set of emoji cards equally between the four tables. Have them facing up so they are clear to see.
- 3 Sit the teams around the meeting space and give each team a complete set of the emoji cards.
- 4 On **GO** one child from each team must pick up one of their emoji cards and run around the meeting space trying to find the same emoji on one of the tables. Once found, they should leave their emoji on that table with the matching card and then run back to their team to tag the next person.
- 5 Each team member' must continue to deposit their emojis on the correct table and return back to the team.
- 6 Continue playing and rotating team member'. The first team to get rid of all their emoji cards is the winners.



GET INVOLVED



15 MINUTES



PREPARATION NEEDED

GET INVOLVED: SMILE AND THE WORLD SMILES WITH YOU

THEME: SHAPING OUR WORLD


Smiles are contagious. If you smile, then others can't help but smile with you. Try and help create a happier world with this simple, but effective activity.

- 1 Ask the group to all show off their biggest smiles. Now get them all to laugh as loud as they can. How did that feel? Does it feel good to smile and laugh?
- 2 Life is always better when people are laughing and smiling. However sometimes people have a bad day and struggle to find a smile.
- 3 Give each child a printed picture on card of a smiley emoji outline and get them to colour it in – or just give them a blank piece of card and get them to draw and colour their own smiley emoji.
- 4 Once complete ask the group to write the following message somewhere on the card. Alternatively, have the message already printed onto the card.
“To help brighten up your day, this smile is just for you. Please pass it on to someone else to help them smile too!”
- 5 Challenge the group to take their smiley emoji home and at some point in the future, give it someone who they think needs their day brightening up. Hopefully this will then set off a chain reaction with lots of people receiving that card.




EMOJI CARDS

Please cut these into individual cards ready to play 'Emoji Bingo', 'What Emoji am I' and 'Sort the Emoji'




EMOJI BINGO

Bingo Card 1



EMOJI BINGO

Bingo Card 2




EMOJI BINGO

Bingo Card 3



















EMOJI BINGO

Bingo Card 4















EMOJI BINGO

Bingo Card 5

















EMOJI BINGO

Bingo Card 6

















EMOJI BINGO

Bingo Card 7
















EMOJI BINGO

Bingo Card 8

EMOJI BINGO

Bingo Card 9

EMOJI BINGO

Bingo Card 10

