



GET
ADVENTUROUS



45 MINUTES



PREPARATION
NEEDED

LEAF LANTERN



AIM

Explore your local area, finding a range of colours and shapes of autumn and then use them to create an impressive leaf lantern, to help lighten up the darker autumn nights.

WHAT YOU'LL NEED

- > Dry Autumn Leaves & Seeds
- > Cardboard
- > Parchment Paper
- > Glue
- > Scissors
- > Stapler / Sellotape
- > LED Candle

GET ADVENTUROUS: LEAF LANTERN

THEME: EXPLORING THE WORLD AROUND ME










LEADER PREPARATION

Find a suitable location for finding leaves and seeds. Trees in your meeting space grounds or nearby would be ideal. To help make this activity easier, consider pre-cutting the cardboard strips and parchment paper beforehand.



GETTING INTO THE ACTIVITY

As a group head outdoors looking for Autumn leaves / seeds etc. Try to find a good mix of colours and shapes from different trees. Now use these autumn items to create a lantern.

-  Watch our 'Leaf Lantern' instructional video at <https://boys-brigade.org.uk/programme/videos/>
-  Cut two strips from an A4 piece of card, roughly 3cm thick. The strips should be the same height as the parchment paper.
-  Cut a piece of parchment paper roughly 20-30cm long.
-  Glue the strips of card to the two edges of the parchment paper (i.e where you've just cut and the opposite side).
-  Now fill the parchment paper with the collected autumn leaves and seeds etc. Use glue to stick the objects to the paper.
-  Once dried a little, loop the strips of card at the top and bottom to create a lantern shape. Fix these in place using a stapler or Sellotape.
-  Place an LED candle on a table and the lantern on top and watch the colours of the autumn leaves glow.

Optional: Create a base (circle of card) and Sellotape to the bottom. Attach a handle (strip of card / string) to the top and create a transportable lantern you can carry.



IDEAS TO TAKE THIS FURTHER...

As part of your leaf hunt, spend some time looking at different leaves and what trees they come from. Check out the Woodland Trust's leaf ID sheet for an activity to use for this:

www.woodlandtrust.org.uk/media/48345/leaf-id-sheet.pdf



KEEPING EVERYONE SAFE

If meeting outside your meeting space, make sure that you have made parents/carers aware and that you have sufficient leaders to ensure a safe and enjoyable time. Please take care when using scissors.