





























## VIRTUAL SESSIONS - TASTER PROGRAMME

WEEK	WELCOME	GAME	ACTIVITY	DEVOTIONS	GAME	TAKEAWAY
1	Hello & Catch-up	 <b>DUCK!</b> Get Active	 <b>3 INGREDIENT NUTELLA BROWNIES</b> Get Creative OR  <b>PAPER AEROPLANES</b> Get Creative	  <b>LOVE OBJECT LESSON</b> Get Into the Bible	 <b>SECRET VOICE</b> Get Creative	 <b>KINDNESS ROCKS</b> Get Involved
2	Hello & Catch-up	 <b>VIRTUAL ROCK, PAPER, SCISSORS</b> Get Active	 <b>TOP TRUMPS</b> Get Learning OR  <b>TANGRAMS</b> Get Creative	  <b>WISE &amp; FOOLISH BUILDERS</b> Get Into the Bible	 <b>TRAY MEMORY GAME</b> Get Learning	 <b>CAVING</b> Get Adventurous
3	Hello & Catch-up	 <b>SUPERHERO BINGO</b> Get Active	 <b>SUPERHERO COLOURS QUIZ</b> Get Learning OR  <b>SUPERHERO SCRATCH ART MAGNETS</b> Get Creative	 <b>MY SUPERPOWERS</b> Get Into the Bible	 <b>SUPERHERO A-Z</b> Get Learning	 <b>LITTER PICK</b> Get Involved
4	Hello & Catch-up	 <b>FIND ME GAME</b> Get Active	 <b>SIGNALLING FOR HELP</b> Get Adventurous OR   <b>ORIGAMI SUNGLASSES</b> Get Creative	  <b>A RELATIONSHIP WITH GOD</b> Get Into the Bible	 <b>REVERSE CHARADES</b> Get Creative	 <b>LETTER HUNT</b> Get Adventurous

## VIRTUAL SESSIONS - TASTER PROGRAMME

ACTIVITY	DESCRIPTION	RESOURCES
<b>Welcome &amp; Updates</b> (5 minutes)	Give young people an opportunity to share something about their week and to say hello to each other (encourage everyone to give a wave). You could also share pictures/videos of what young people have been up to and give an update on your points table.	<ul style="list-style-type: none"> <li>PowerPoint with points and pics/videos (template PowerPoint to download)</li> </ul>
<b>Game</b> (5 minutes)	<b>DUCK! (Get Active)</b> A game based around quick reactions. One child is nominated to be it - once they decide to duck out of view, everyone else must follow as quick as they can. Who will be last to react?	<ul style="list-style-type: none"> <li>Duck! instructions - <a href="https://boys-brigade.org.uk/bbathome_virtual/duck-2">https://boys-brigade.org.uk/bbathome_virtual/duck-2</a></li> </ul>
<b>Activity</b> (10 minutes)	<b>3 INGREDIENT NUTELLA BROWNIES (Get Creative)</b> Get the group to take on this simple baking challenge, with just 3 ingredients to mix up and put on a tray in the oven. Encourage the group to ask their parents/carers to share a photo of them enjoying their Nutella brownies.  OR  <b>PAPER AEROPLANES (Get Creative)</b> Children design a paper aeroplane, using materials they have at home. They can create their own design or you could share the instructional video for them to follow. Make sure you give the children encouragement throughout (even if you cannot quite see how they are doing!) Once you have given everyone time to make their plane ask them all to hold it up and show it to the camera and give an opportunity to fly it.	<ul style="list-style-type: none"> <li>3 Ingredient Nutella Brownies Activity Card - <a href="https://boys-brigade.org.uk/nutella-brownies-activity-card">https://boys-brigade.org.uk/nutella-brownies-activity-card</a></li> <li>Baking Ingredients (A list should be emailed to parents/carers the week before and measured out before the session starts)</li> <li>Paper Aeroplane Video - <a href="https://vimeo.com/508453525">https://vimeo.com/508453525</a></li> <li>A4 piece of paper</li> <li>Colouring Pens/Pencils</li> </ul>
<b>Devotions</b> (10 minutes)	<b>LOVE OBJECT LESSON (Get Into the Bible)</b> Show how when our hearts are filled with God's love, that love ends up spreading to others. Either use our video or demonstrate the object lesson yourself.	<ul style="list-style-type: none"> <li>Love Video &amp; Equipment - <a href="https://vimeo.com/500911856">https://vimeo.com/500911856</a></li> <li>Love Activity Card - <a href="https://boys-brigade.org.uk/love-activity-card">https://boys-brigade.org.uk/love-activity-card</a></li> </ul>
<b>Game</b> (5 minutes)	<b>SECRET VOICE (Get Creative)</b> A game which encourages children to disguise their voices so their peers won't work out who is speaking. Can the detective work out the secret voice or will they get away?	<ul style="list-style-type: none"> <li>Secret Voice Activity Card - <a href="https://boys-brigade.org.uk/secret-voice-activity-card">https://boys-brigade.org.uk/secret-voice-activity-card</a></li> </ul>
<b>Takeaway Challenge &amp; Goodbye</b> (5 minutes)	Set your challenge for the week - <b>KINDNESS ROCKS (Get Involved)</b> . This challenges children to show someone else a bit of kindness by decorating a rock and leaving a kind message on it to help bring a smile.  Let the group know what activities they can look forward to next week and then say goodbye.	<ul style="list-style-type: none"> <li>Download #BBatHOME Activity Card - <a href="https://boys-brigade.org.uk/kindness-rocks-activity-card">https://boys-brigade.org.uk/kindness-rocks-activity-card</a></li> </ul>

## VIRTUAL SESSIONS - TASTER PROGRAMME

ACTIVITY	DESCRIPTION	RESOURCES
<b>Welcome &amp; Updates</b> (5 minutes)	Give young people an opportunity to share something about their week and to say hello to each other (encourage everyone to give a wave). You could also share pictures/videos of what young people have been up to and give an update on your points table.	<ul style="list-style-type: none"> <li>PowerPoint with points and pics/videos (template PowerPoint to download)</li> </ul>
<b>Game</b> (5 minutes)	<b>VIRTUAL ROCK, PAPER, SCISSORS</b> (Get Active) Adapt a simple game of 'Rock, Paper, Scissors' into a virtual knockout tournament, with the aim of surviving for as long as possible. Who will be the last person standing?	<ul style="list-style-type: none"> <li>Virtual Rock, Paper, Scissors Activity Card - <a href="https://boys-brigade.org.uk/virtual-rps-activity-card">https://boys-brigade.org.uk/virtual-rps-activity-card</a></li> </ul>
<b>Activity</b> (10 minutes)	<b>TOP TRUMPS</b> (Get Learning) Just like the popular card game, battle it out between different categories to try and guess which is the winning card. Categories include dog world records, double-decker busses verses giraffes, and if a week's worth of elephant's poo weighs more than a football team?  OR  <b>TANGRAMS</b> (Get Creative) Challenge the group to use just 7 colourful shapes to create a range of objects, animals and creations. By rearranging the shapes there are 100's of possibilities. This can be completed using the physical template or a virtual tangram maker.	<ul style="list-style-type: none"> <li>Top Trumps Activity PowerPoint - <a href="https://boys-brigade.org.uk/bbathome_virtual/top-trumps-3">https://boys-brigade.org.uk/bbathome_virtual/top-trumps-3</a></li> <li>Tangrams Activity Card &amp; Template (one template per child, distributed in packs beforehand or emailed to parents for printing) - <a href="https://boys-brigade.org.uk/tangrams-activity-card">https://boys-brigade.org.uk/tangrams-activity-card</a></li> <li>Virtual Tangram maker - <a href="https://mathigon.org/tangram">https://mathigon.org/tangram</a></li> </ul>
<b>Devotions</b> (10 minutes)	<b>WISE &amp; FOOLISH BUILDERS</b> (Get Into the Bible) Use our video or your own equipment (2 x clear plastic crates, sand, brick, lego towers, water) to show the object lesson yourself. Encourage children to respond to the questions in the video with thumbs up/down, or if you are leading yourself ask the young people what they think will happen and ask questions throughout.	<ul style="list-style-type: none"> <li>Wise &amp; Foolish Builders Video - <a href="https://vimeo.com/508457361">https://vimeo.com/508457361</a></li> <li>Activity Equipment (If running this yourself)</li> </ul>
<b>Game</b> (5 minutes)	<b>TRAY MEMORY GAME</b> (Get Learning) A game which puts memory skills to the test. Study a tray of household items for 30 seconds before removing the image. When the tray returns, 1 or more of the items are missing. Can the group identify what is missing?	<ul style="list-style-type: none"> <li>Tray Memory Game PowerPoint - <a href="https://boys-brigade.org.uk/tray-memory-game">https://boys-brigade.org.uk/tray-memory-game</a></li> </ul>
<b>Takeaway Challenge &amp; Goodbye</b> (5 minutes)	Set your challenge for the week - <b>CAVING</b> (Get Adventurous). This challenges children to create and explore indoor caving, using blankets, chairs, clotheshorses and so on.  Let the group know what activities they can look forward to next week and then say goodbye.	<ul style="list-style-type: none"> <li>Download #BBatHOME Activity Card - <a href="https://boys-brigade.org.uk/caving-activity-card">https://boys-brigade.org.uk/caving-activity-card</a></li> </ul>

## VIRTUAL SESSIONS - TASTER PROGRAMME

ACTIVITY	DESCRIPTION	RESOURCES
<b>Welcome &amp; Updates</b> (5 minutes)	Give young people an opportunity to share something about their week and to say hello to each other (encourage everyone to give a wave). You could also share pictures/videos of what young people have been up to and give an update on your points table.	<ul style="list-style-type: none"> <li>PowerPoint with points and pics/videos (template PowerPoint to download)</li> </ul>
<b>Game</b> (5 minutes)	<b>SUPERHERO BINGO (Get Active)</b> Start off your Superhero themed session with a game of bingo. The downloadable pack has 12 different cards to use with your group. Cards can be distributed beforehand in packs or emailed to parents to print at home.	<ul style="list-style-type: none"> <li>Superhero Bingo Activity Card &amp; Bingo Sheets - <a href="https://boys-brigade.org.uk/superhero-bingo-activity-card">https://boys-brigade.org.uk/superhero-bingo-activity-card</a></li> </ul>
<b>Activity</b> (10 minutes)	<b>SUPERHERO COLOURS QUIZ (Get Learning)</b> Put the group's knowledge of superhero characters, films and comics to the test with a quiz. Each question has four answers to guess between, with children showing their answer by holding up the appropriate colour to the screen.  OR  <b>SUPERHERO SCRATCH ART MAGNETS (Get Creative)</b> KAPOW! BOOM! It's time to save the day! But our trusty heroes need a little help to get them on their way. Uncover the secrets of these crime-fighting superheroes as the group reveal their true colours with a scratch stick.	<ul style="list-style-type: none"> <li>Superhero Colours Quiz Activity PowerPoint - <a href="https://boys-brigade.org.uk/superhero-colours-quiz">https://boys-brigade.org.uk/superhero-colours-quiz</a></li> <li>Red, blue, green &amp; yellow objects (toys, socks, pens etc)</li> <li>Superhero Scratch Art Magnets (Distributed in packs beforehand) - 40p per child from <a href="https://www.bakerross.co.uk/star-hero-scratch-art-magnets-1">https://www.bakerross.co.uk/star-hero-scratch-art-magnets-1</a></li> </ul>
<b>Devotions</b> (10 minutes)	<b>MY SUPERPOWERS (Get Into the Bible)</b> A look at different superpowers and which superpower each child would like, how Jesus was the very first 'superhero' and how God calls on all of us to use our God given 'superpowers' for good.	<ul style="list-style-type: none"> <li>My Superpowers Activity Card - <a href="https://boys-brigade.org.uk/my-superpowers-activity-card">https://boys-brigade.org.uk/my-superpowers-activity-card</a></li> </ul>
<b>Game</b> (5 minutes)	<b>SUPERHERO A-Z (Get Learning)</b> Fly through the world of superheroes by trying to name characters, superpowers, objects, fictional places and other things found in the superhero world beginning with the letters A-Z. Can the group cover all 26 letters in just 5 minutes?	<ul style="list-style-type: none"> <li>Superhero A-Z Activity Card - <a href="https://boys-brigade.org.uk/superhero-a-z-activity-card">https://boys-brigade.org.uk/superhero-a-z-activity-card</a></li> </ul>
<b>Takeaway Challenge &amp; Goodbye</b> (5 minutes)	Set your challenge for the week - <b>LITTER PICK (Get Involved)</b> . This challenges children to get out into their communities and make a difference by picking up litter.  Let the group know what activities they can look forward to next week and then say goodbye.	<ul style="list-style-type: none"> <li>Download #BBatHOME Activity Card - <a href="https://boys-brigade.org.uk/litter-pick-activity-card">https://boys-brigade.org.uk/litter-pick-activity-card</a></li> </ul>

## VIRTUAL SESSIONS - TASTER PROGRAMME

ACTIVITY	DESCRIPTION	RESOURCES
<b>Welcome &amp; Updates</b> (5 minutes)	Give young people an opportunity to share something about their week and to say hello to each other (encourage everyone to give a wave). You could also share pictures/videos of what young people have been up to and give an update on your points table.	<ul style="list-style-type: none"> <li>PowerPoint with points and pics/videos (template PowerPoint to download)</li> </ul>
<b>Game</b> (5 minutes)	<b>FIND ME GAME (Get Active)</b> An incredibly popular game for all age groups on virtual sessions is the 'Find me' game. Challenge the group to find random household objects, whilst racing against the clock. What weird and wonderful items can they find?	<ul style="list-style-type: none"> <li>Find Me Instructions available at - <a href="https://boys-brigade.org.uk/juniors-find-me-game">https://boys-brigade.org.uk/juniors-find-me-game</a></li> </ul>
<b>Activity</b> (10 minutes)	<b>SIGNALLING FOR HELP (Get Adventurous)</b> Learn and create some internationally recognised signals for help. Signals the group will hopefully never need, but which could be an incredibly useful survival skill one day. Children can create the signals and then show them off to the rest of the group.  OR  <b>ORIGAMI SUNGLASSES (Get Creative)</b> Learn how to create some origami sunglasses with just a few simple folds. Start with an A4 sheet of paper / card and follow the video, step by step, until you have your very own sunglasses.	<ul style="list-style-type: none"> <li>Signalling For Help Activity Card - <a href="https://boys-brigade.org.uk/signalling-for-help-activity-card">https://boys-brigade.org.uk/signalling-for-help-activity-card</a></li> <li>Household Items</li> <li>Origami Video &amp; Paper (per child) - <a href="https://vimeo.com/508445971">https://vimeo.com/508445971</a></li> </ul>
<b>Devotions</b> (10 minutes)	<b>A RELATIONSHIP WITH GOD (Get Into the Bible)</b> A look at our relationship with God and how even when we stray away from God, he will always be there to forgive us and is ready to renew that relationship. This video uses a visual object lesson, sure to amaze young people.	<ul style="list-style-type: none"> <li>A Relationship With God Video - <a href="https://vimeo.com/432201460">https://vimeo.com/432201460</a></li> </ul>
<b>Game</b> (5 minutes)	<b>REVERSE CHARADES (Get Creative)</b> A twist on the classic game of charades. In this version everyone is acting out the charade, whilst one person has to work out what the group is acting. With everyone doing slightly different things, it's harder than it sounds!	<ul style="list-style-type: none"> <li>Reverse Charades Instructions - <a href="https://boys-brigade.org.uk/juniors-reverse-charades">https://boys-brigade.org.uk/juniors-reverse-charades</a></li> </ul>
<b>Takeaway Challenge &amp; Goodbye</b> (5 minutes)	Set your challenge for the week - <b>LETTER HUNT (Get Adventurous)</b> . This challenges children to try and spell out their name using photos of street signs, number plates, shop signs and more. What letters will they find to create their unique collage of letters?  Let the group know what activities they can look forward to next week and then say goodbye.	<ul style="list-style-type: none"> <li>Download #BBatHOME Activity Card - <a href="https://boys-brigade.org.uk/letter-hunt-activity-card">https://boys-brigade.org.uk/letter-hunt-activity-card</a></li> </ul>