



The Youth Inclusion Hub Resource Library

The Youth Inclusion Hub was set up to encourage and support organisations who work with young people to become more inclusive of children and young people with a disability. One of the ways we will be supporting organisations is through our inclusive resource library. The resource library consists of a range of items, from sports equipment to books for individuals who use Braille.

Statement of Purpose

The intention of the resource library is to provide youth workers and young people with an opportunity to try out inclusive items. This will hopefully give them a feel for how everyday tasks and activities can be adapted or replaced to allow both disabled and non-disabled young people to use together.

Items from the resource library are available to loan from any organisation that works with young people and is based in Northern Ireland. This includes:

- Regional voluntary organisations
- Local, community and youth work organisations
- ELB organisations
- Uniformed organisations
- Faith based organisations

Terms and Conditions

All items that are loaned are subject to the following terms and conditions:

Borrowing Procedures

- A resource library application form must be completed and signed.
- The borrower will make their own arrangements to collect and return the equipment.
- Specify the number of items that can be borrowed at one time

- The loan period is four weeks unless agreed otherwise. The Youth Inclusion Hub reserve the right to request that the equipment is returned early.
- Borrowers may be put on a waiting list for currently checked out items.
- Items are considered the responsibility of the borrower until they are returned to the Youth Inclusion Hub.
- The equipment remains the property of Mencap at all times.

Your obligations

- You agree to keep the equipment safe and in good condition.
- You agree to keep possession of the equipment at all times.
- You agree to provide insurance coverage of the equipment for the duration of the loan period.
- You agree to accept full responsibility and liability for use of the equipment whilst in your possession.
- Loss, theft or damage of the equipment must be reported **immediately** to the Youth Inclusion Hub on telephone number 028 90 690 151 or email helen.mcvitty-ohara@mencap.org.uk
- Mencap reserve the right to charge you for the cost of any repair or replacement if you should lose the equipment or if it is damaged whilst you are borrowing it from us.
- You must not alter the equipment without Mencap's permission.

Returning the equipment

At the end of the borrowing period, or if we have asked for return of the equipment before then, you must arrange return of the equipment immediately.

- Failure to return the equipment within 7 days of the end of a borrowing period, or a request by us, will result in the matter being referred to Mencap's Legal Department
- The equipment will be checked for damages on its return.

MENCAP WILL NOT BE HELD LIABLE FOR FAULT OF ANY OTHER PRODUCT USED IN ASSOCIATION WITH THE ONE ON LOAN

Applicant Details

Name:

Organisation:

Address:

Telephone Number:

Email Address:

Equipment Details

Item:

Item Description:

Serial Number:

Loan Period:

Return Date: To be returned by:

I HAVE READ AND AGREED TO THE TERMS AND CONDITIONS OUTLINED ON PAGES 1, 2 & 3

Name: Signature:

Date:

Equipment loan authorised by (Mencap Staff):





Signature:






Date:

We would love for you to send us your pictures of the items being used! If possible without being able to identify any young people from the picture.






Inclusive Library Catalogue




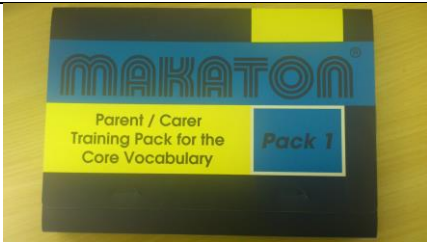

Sports Equipment		
Item Name	Item Image	Item Description






Fun Boccia Set		Boccia is a game similar to bowls. Boccia consists of two sets of coloured balls and a white ball is used as the target. It can be played outdoors and indoors. It is usually played whilst sitting down.
Fun Boccia Ramp		A Ramp can be used whilst playing Boccia to aid players who have physical difficulties. The ramp can be extended to twice its size.
Goal Ball		Goal ball is a sport that is targeted at young people sight impairments. Blindfolds are used to make this game inclusive to all. Players have to block the other teams ball (a jingle ball with bells inside) with their bodies. 2 teams of 3 are recommended but it is entirely up to the group how they wish to play.
6 Blindfolds		See above

Kurling Stones set		Kurling is a game suitable for disabled and non-disabled young people. It is played indoors on a smooth, flat surface. The object of the game is to slide the stones on to the target area.
Kurling Target Set		See above
Pusher Heads and Handles set		Pusher heads and handles can be used whilst plying kurling to aid individuals who have physical difficulties.
Kurling Ramp		A kurling ramp can also be used to aid individuals who have physical difficulties.
24 Nylon Bibs- Senior (bright colours)		These are helpful for individuals who have sight impairments.

10 standard Hoops		There are many inclusive games and activities that can be played using hoops. Such as obstacle courses.
16 Bean Bags (bright colours)		Bright coloured bean bags are useful for individuals who have sight impairments.
Games and Activities		
Play Station 3 12G with Move Starter Pack		After set up, this console can be played by movement of the controller only- suitable for young people with physical or learning disabilities.
Large Print Scrabble		The larger print letters aid individuals who have sight impairments.
Touch and Match dominos		This game is suitable for all including individuals who are blind.
Balancing Cactus Game		This is a tactile game, suitable for all particularly individuals who have sight impairments.

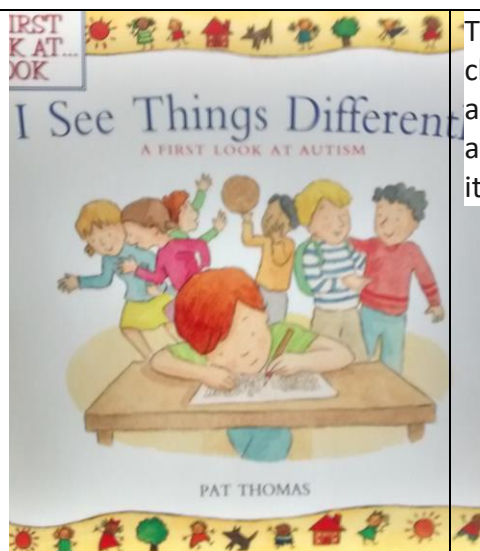
Touch and Match Sensory Board		This is a tactile game, suitable for all, particularly individuals who have sight impairments.
Mr Stink Book (Braille)		Braille is used as a reading device for individuals who are blind.
Wikki Stix		Wikki Stix are a reusable arts and crafts material. They can be shaped in particular ways to make objects such as flowers. These are particularly useful for individuals who are blind.
Lets Sign songs for Children		Sign language is used by many individuals who are deaf or hearing impaired. This item is a fun way to use, learn and practice basic signs.
Makaton Games- Learning through Play		Makaton is generally used by children who have a learning disability or have no or little speech. This item is a fun way to help children who are disabled and non-disabled to use Makaton together.

Kitchen Equipment		
RNIB Vocal Talking Kitchen Scales		This items allows individuals who are blind to cook independently or with as little help as possible. Perfect for programmes such as developing life skills.
Talking Measuring Jug		As above.
Audio/Vibratory Liquid Level Indicator		This devise tells you when your liquid is nearing the rim, useful for individuals who are blind or who have sight impairments.
Other Items		
Makaton Parent/Carer Complete Training Pack 1		A useful Makaton resource guide for staff and volunteers.
Pen Friend		The Pen Friend is a digital devise that 'reads' objects and items. The devise recognizes the labels attached to the objects and will play a pre-recorded description about it.

<p>Feelings Resilience Cards</p>		<p>Resources such as this are useful when working with young people who have aspergers or autism (social & communication disability) or young people with learning disabilities.</p>
<p>Cherry Large Print Keyboard (XXL)</p>		<p>This keyboard aids individuals who have a sight impairment. The print on each key is larger (size 40 font) and text is white on a black background (this contrast also aids visibility).</p>
<p>RNIB Lightweight Table Light with Flexi-Arm</p>		<p>Improving lighting can improve visibility for a individual who is visually impaired. Good lighting should be clean, bight and white.</p>
<p>Lets Sign Pocket Dictionary</p>		<p>This can be used to aid communication with an individual who uses sign language or for learning everyday signs.</p>
<p>Pick and Mix (inclusive games) book.</p>		<p>This book provides an extensive list of games and activities that are inclusive to all.</p>

<p>Since we're friends (children's book)</p>		<p>This book is aimed towards building a more compassionate community for all children</p>
<p>Autism is...? (children's book)</p>		<p>Autism explained in a beautifully illustrated story</p>
<p>Ten things every child with Autism wishes you knew (adult book)</p>		<p>This book describes 10 characteristics that help illuminate children with Autism</p>

I see things different
(children's book)



This book will help
children understand what
autism is and how it
affects someone who has
it.

The Resource Library FEEDBACK FORM

The Youth Inclusion Hub would be grateful if you would take the time to complete this feedback form. This data will be kept confidential and used only to monitor the effectiveness of the assistive technology loan scheme.

1. Contact Details

Name:

Organisation:

Address:

Contact Telephone Number:

Email Address:

2. How many young people who have a disability are currently involved with your organisation?

0-2

☐
☐
☐
☐
☐

3. What types of disabilities do the young people have?

Learning

☐

Physical

☐

Sensory

☐

Social & Communication (A.S.D)

☐

None

☐

4. Do you feel any of the items from the resource library would encourage more young people with a disability to become involved with your organisation?

Yes ☐

No ☐

5. Do you feel the equipment is useful to both disabled and non-disabled young people?

Yes ☐

No ☐

6. Equipment Name: _____

7. How useful did you find the equipment?

Not useful

Very useful

5

4

3

2

1

8. How easy was it to adjust the equipment to suit your needs?

Very difficult

Very easy

5

4

3

2

1

9. Would you recommend this equipment to others?

Do not recommend

Highly recommend

5

4

3

2

1

Please explain why

10. What did you like best about this equipment?

11. What did you like least about this equipment?

12. Has using the resource library inspired you to purchase inclusive items/ adapt current equipment? If yes please provide examples.

13. Do you have any additional comments you would like to share about using the resource library?

